

Faculty of Humanities and Social Sciences

Statistical Abstract

සංඛ්‍යාලේඛන කාර්යකළමනාකරණ

2022



Data Analysis and Statistics Unit
Faculty of Humanities and Social Sciences
University of Sri Jayewardenepura

Statistical Abstract 2022

Data Analysis and Statistics Unit
Faculty of Humanities and Social Sciences
University of Sri Jayewardenepura

Statistical Abstract 2022

© Data Analysis and Statistics Unit (DASU)

First Printing: March 2023

ISSN 2989-0004

E-ISSN 2989-0403

Page Layout: Mr. L.I.S. Kaluarachchi

Cover Design: Mr. G.P.S. Nalaka

Printing:

Cybergate Media Services Pvt. Ltd.

61, Soratha Mawatha,

Gangodawila, Nugegoda

Publication:

Data Analysis and Statistics Unit

Faculty of Humanities and Social Sciences

University of Sri Jayewardenepura

PREFACE

This abstract presents key statistics of the Faculty of Humanities and Social Sciences under three major sections for the year 2022. The first section outlines the human resources within the faculty including students, graduates, academic staff, and non-academic staff. This section further highlights the capacity of the faculty and provides details in terms of demographics and professional achievements. The second section provides an insight into the degree programs offered and events, activities, and other projects carried out such as workshops, guest lectures, and field visits. All available physical resources have been documented in the final section. Overall, this abstract provides a complete overview of the faculty using numerical data and visualization.



ADVISOR'S MESSAGE

Professor Shirantha Heenkenda

*BA (Hons); PGD in Statistics (USJ); MSSc (Kelaniya);
MA (GRIPS-Tokyo); PhD (Nagoya)*

Dean

Faculty of Humanities and Social Sciences (FHSS)

In today's world, data plays a significant role. Data-driven decisions are critical in every organization. As far as a faculty of a state university is concerned, we need to identify the student composition, staff composition and physical resources available in the faculty to make the right decisions for the future.

At present, students have access to a range of degree programs offered by 16 different departments of the Faculty of Humanities and Social Sciences. The composition of our academic staff manifests the diverse skills and expertise in many fields of study. Additionally, we have a highly qualified academic support staff as well as non-academic staff. However, the data is not recorded in one place to get an idea of the composition. This statistical abstract provides an opportunity to overcome that limitation and to make decisions based on data.



COORDINATOR'S MESSAGE

Dr. (Mrs.) H.P.T.N. Silva

BSc (Hons); MSc (USJ); PhD (UoM)

Head of the Department

Department of Social Statistics (DSS)

Faculty of Humanities and Social Sciences

The modern society mainly depends on data driven decision making culture. Systematically processed data is an asset for any organization. This booklet provides information on the summary statistics of three major sections: human resources, academic programs and available tangible physical resources of the faculty.

The updated statistical data will aid various stakeholders in different fields. Especially, this will facilitate administration and other parties to make correct decisions to enhance the potency of the faculty.

The committee members of the Data Analysis and Statistics Unit (DASU) have prepared this publication. I desire to express my sincere appreciation to all committee members of the DASU for their valuable contribution to this publication which explores the different dimensions of strengths of the faculty.

CONTRIBUTORS

Designation	Name
Advisor (Dean of the FHSS)	Prof. Shirantha Heenkenda
Coordinator and Statistical Consultant (Head of the DSS)	Dr. (Mrs.) H.P.T.N. Silva
Deputy Coordinators and Statistical Consultants	Mr. C.L.K. Nawarathna
	Mr. H.P. Diunugala
Secretary and Project Coordinator	Mrs. R.M.K.G.U. Rathnayaka
Treasurer and Project Coordinator	Mr. N.A.N.J. Maduwansa
Project Coordinator and Statistical Consultant	Dr. (Mrs.) D.P.K. Manel
Project Coordinators	Mr. I.D. Jayaruwan
	Mr. G.P.S. Nalaka
	Mrs. S.D. Ilangasekara
	Mrs. A.I.S. Perera
Research Assistant	Mr. L.I.S. Kaluarachchi
Language Editor	Mrs. M.N. De Costa
Deputy Registrar	Mrs. H.K.S.D. Geeganage
Deputy Bursar	Mrs. Dhammika Galkaduwa
Management Assistant	Mr. Ranga Sooriyabandara
Technical Officer	Mr. I.P. Subasinghe

TABLE OF CONTENTS

Preface	ii
Advisor’s Message.....	v
Coordinator’s Message	v
Contributors	vii
List of Tables.....	ix
List of Figures.....	x
Chapter 01: General Information.....	1
Chapter 02: Undergraduate Enrollment	10
Chapter 03: Graduate Output.....	28
Chapter 04: Staff	35
Chapter 05: Physical Resources	58
Contact Details	64

LIST OF TABLES

Table 1.1: Academic & Administrative Bodies Composition - 2022	3
Table 1.2: Academic Programs Composition - 2022	4
Table 1.3: Undergraduate Students Composition - 2022.....	5
Table 1.4: Academic Staff Composition - 2022	7
Table 1.5: Academic Supportive Staff Composition - 2022	8
Table 1.6: Non-Academic Staff Composition - 2022.....	9
Table 2.1: Degree Enrollment by Academic Year & Gender - 2022	14
Table 2.2: Degree Enrollment by Academic Year & Medium of Instruction - 2022.....	15
Table 2.3: Undergraduate Enrollment for Honors Degree by Year & Gender - 2022.....	16
Table 2.4: Undergraduate Enrollment for Honors Degree by Year & Medium of Instruction - 2022	20
Table 2.5: Co-curricular Activities Conducted by Departments - 2022.....	24
Table 2.6: Extension Courses Offered by Departments - 2022	26
Table 3.1: Honors Graduate Output by Academic Achievements - 2022	30
Table 3.2: Immediate Graduation-related Statistics - 2022	34
Table 4.1: Academic Staff Composition by Designation & Gender - 2022	36
Table 4.2: Academic Staff Composition by Designation & Department - 2022.....	38

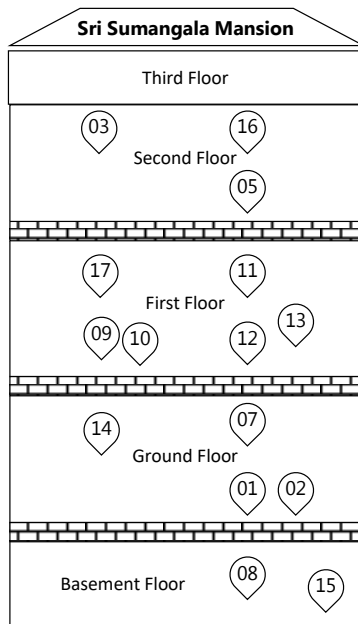
Table 4.3: Academic Staff Composition by Department & Academic Qualification - 2022	42
Table 4.4: Academic Staff Leave-related Statistics - 2022	45
Table 4.5: Academic Supportive Staff Composition by Designation & Gender - 2022	48
Table 4.6: Academic Supportive Staff by Department & Designation - 2022	49
Table 4.7: Non-Academic Staff Composition by Designation & Gender - 2022	53
Table 4.8: Non-Academic Staff by Department & Designation - 2022	54
Table 5.1: Statistics Related to Physical Resources - 2022	59
Table 5.2: Physical Resources by Department - 2022	60

LIST OF FIGURES

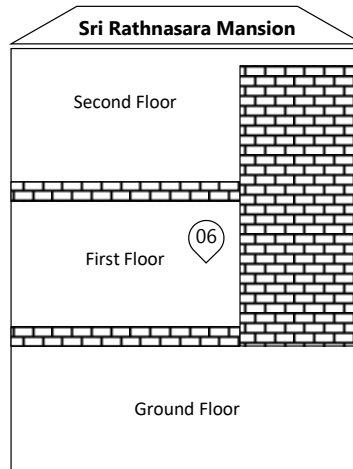
Figure 1.1: Location of Departments and Dean office	2
Figure 1.2: Immediate Graduate Composition - 2022	6
Figure 2.1: Undergraduate Enrollment by Gender - 2022	11
Figure 2.2: Honors Degree and Bachelors Degree Enrollment by Gender - 2022	12
Figure 2.3: Honors Degree and Bachelors Degree Enrollment by Medium of Instruction - 2022	13
Figure 3.1: Academic Achievements Level of Immediate Graduates - 2022	29
Figure 4.1: Academic Staff Composition by Academic Qualification - 2022	37

CHAPTER 01: GENERAL INFORMATION

Figure 1.1: Location of Departments and Dean Office



1. Department of Anthropology
2. Department of Criminology
3. Department of Economics
4. Department of English Language Teaching
5. Department of English & Linguistics
6. Department of Geography



7. Department of History & Archaeology
8. Department of Information & Communication Technology
9. Department of Languages, Cultural Studies & Performing Arts
10. Department of Music & Creative Technology
11. Department of Pali & Buddhist Studies
12. Department of Philosophy & Psychology
13. Department of Political Science
14. Department of Sinhala & Mass Communication
15. Department of Sociology
16. Department of Social Statistics
17. Dean Office

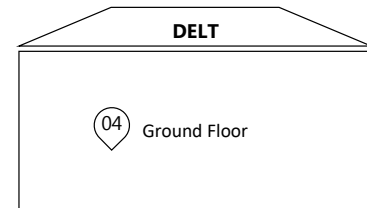


Table 1.1: Academic & Administrative Bodies Composition - 2022

Academic & Administrative Bodies	Count
Departments	16
Cells	02
Centers	04
Committees	06
Units	03
Clubs	01
Total	32

Source: Dean Office of FHSS (Date retrieved: 31-12-2022)

Table 1.2: Academic Programs Composition - 2022

Program	Count
Certificates	03
Advance Certificates	01
Diplomas	19
Higher Diplomas	01
Degree Programs (External)	03
Degree Programs (Internal)	34
Total	61

Source: Dean Office of FHSS (Date retrieved: 31-12-2022)

Table 1.3: Undergraduate Students Composition - 2022

Academic Year	Count (%)
2020 / 2021 (1 st Year)	998 (27)
2019 / 2020 (2 nd Year)	959 (26)
2018 / 2019 (3 rd Year)	921 (25)
2017 / 2018 (4 th Year)	773 (22)
Total	3651 (100)

Source: Dean Office of FHSS (Date retrieved: 31-12-2022)

Figure 1.2: Immediate Graduate Composition - 2022

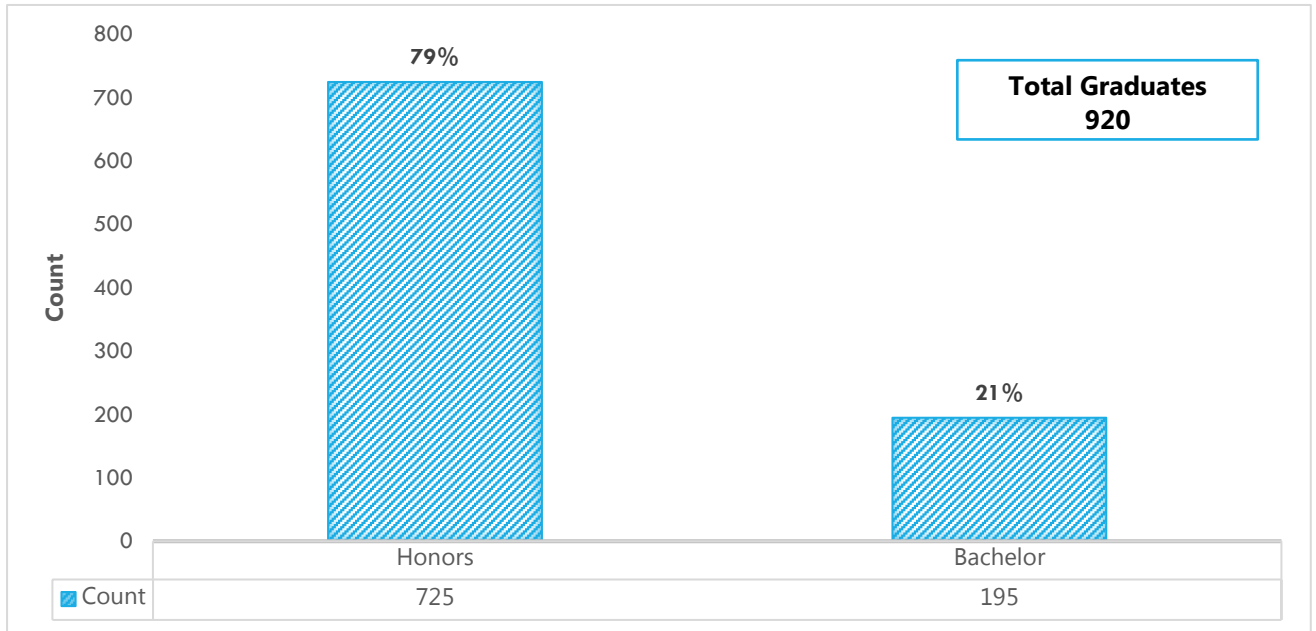


Table 1.4: Academic Staff Composition - 2022

Designation	Count (%)
Senior Chair Professors	03 (02)
Senior Professors	04 (03)
Professors	37 (25)
Associate Professors	05 (03)
Senior Lecturers Grade 1	42 (29)
Senior Lecturers Grade 2	28 (19)
Lecturers	04 (03)
Lecturers (Unconfirmed)	04 (03)
Lecturers (Probationary)	20 (13)
Total	147 (100)

Source: Academic Establishment Division & Dean Office of FHSS (Date retrieved: 31-12-2022)

Table 1.5: Academic Supportive Staff Composition - 2022

Designation	Count (%)
Temporary Lectures	08 (09)
Demonstrators	02 (02)
Temporary Assistant Lectures	53 (58)
Temporary Research Assistants	17 (19)
Temporary Computer Instructors	07 (08)
Temporary Diploma Assistants	02 (02)
Instructors in English	01 (01)
Museum Curators	01 (01)
Total	91 (100)

Source: Departments in FHSS (Date retrieved: 31-12-2022)

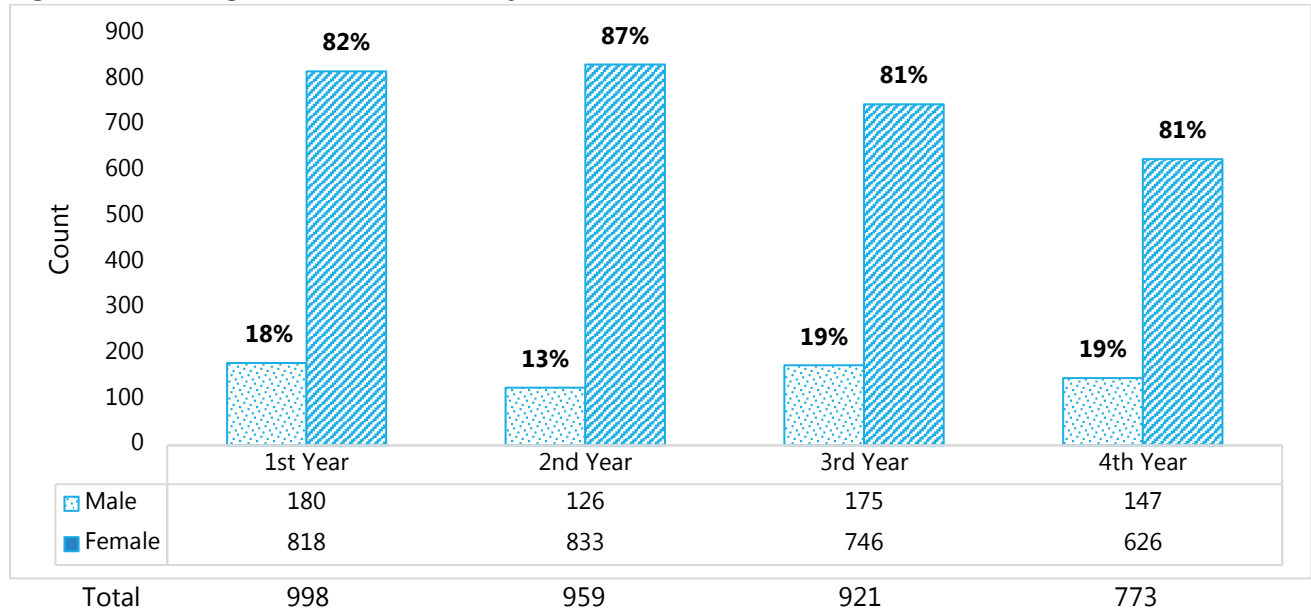
Table 1.6: Non-Academic Staff Composition - 2022

Designation	Count (%)
Technical Assistants	02 (04)
Senior Staff Management Assistants	02 (04)
Staff Management Assistants	03 (07)
Management Assistants	19 (41)
Lab Assistants	03 (07)
Works Aids	17 (37)
Total	46 (100)

Source: Dean Office of FHSS (Date retrieved: 31-12-2022)

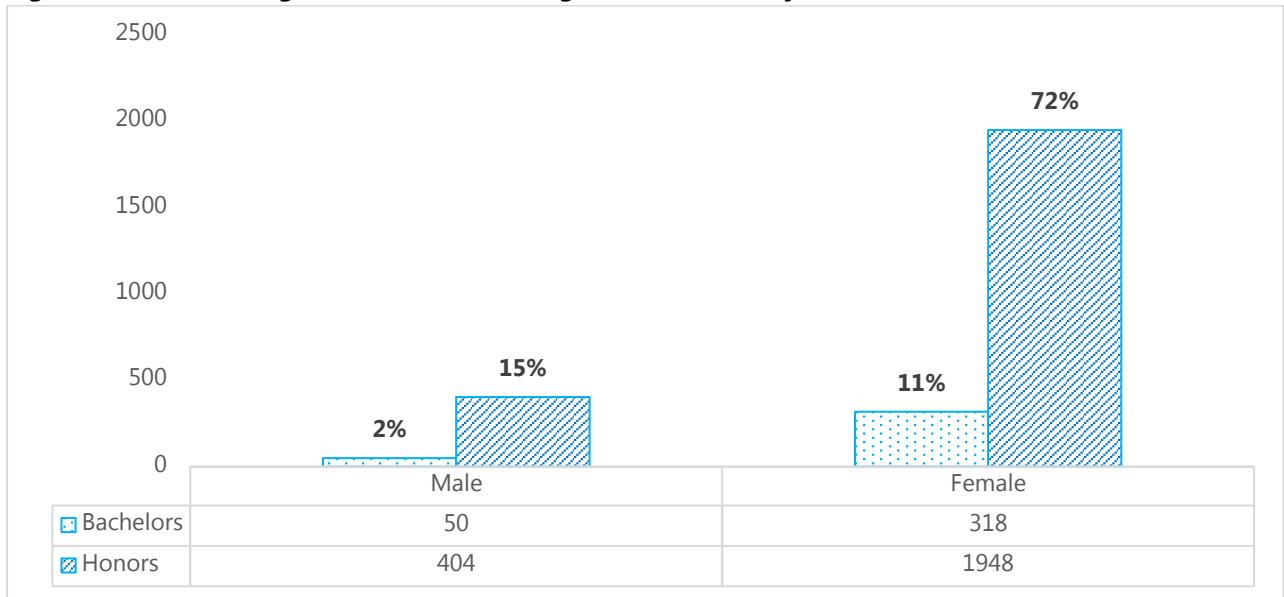
CHAPTER 02: UNDERGRADUATE ENROLLMENT

Figure 2.1: Undergraduate Enrollment by Gender - 2022



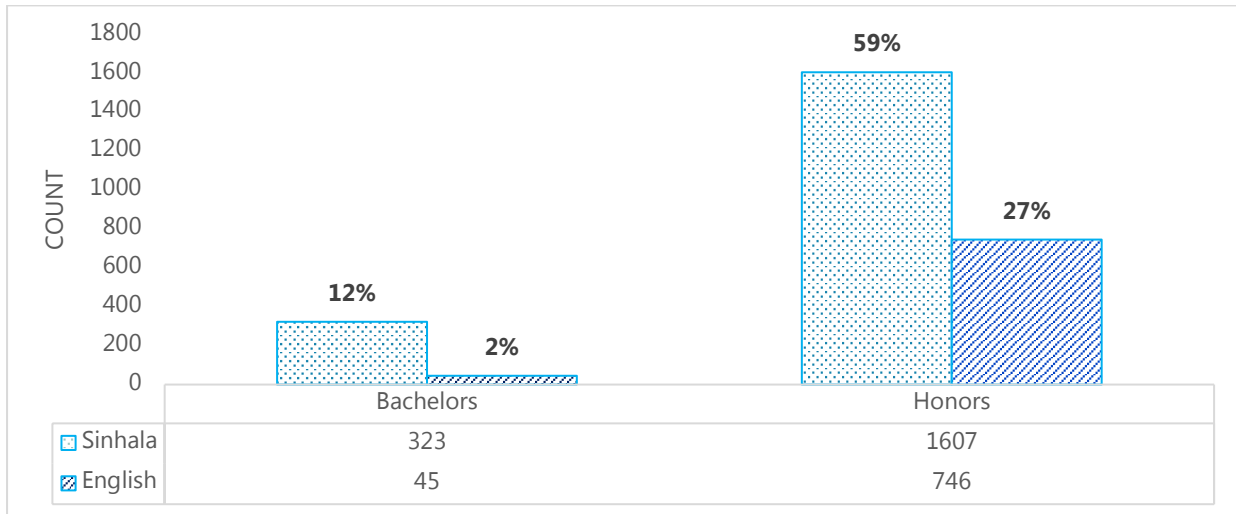
Source: Dean Office of FHSS (Date retrieved: 31-12-2022)

Figure 2.2: Honors Degree and Bachelors Degree Enrollment by Gender – 2022



Source: Dean Office of FHSS (Date retrieved: 31-12-2022)

Figure 2.3: Honors Degree and Bachelors Degree Enrollment by Medium of Instruction – 2022



Source: Dean Office of FHSS (Date retrieved: 31-12-2022)

Note: Count of honors degree enrollment includes first year undergraduates who enrolled through the direct window.

Table 2.1: Degree Enrollment by Academic Year & Gender - 2022

Academic Year	Honor		Total (%)	Bachelor		Total (%)
	Male (%)	Female (%)		Male (%)	Female (%)	
2020 / 2021 (1 st Year) ^a	06 (09)	61 (91)	67 (100)	-	-	-
2019 / 2020 (2 nd Year)	97 (13)	637 (87)	734 (100)	29 (13)	196 (87)	225 (100)
2018 / 2019 (3 rd Year)	154 (20)	624 (80)	778 (100)	21 (15)	122 (85)	143 (100)
2017 / 2018 (4 th Year)	147 (19)	626 (81)	773 (100)	-	-	-
Total	404 (17)	1948 (83)	2352 (100)	50 (14)	318 (86)	368 (100)

Source: Dean Office of FHSS (Date retrieved: 31-12-2022)

^a Except for direct window enrollment, FHSS does not separate first-year enrollment as bachelors and honors.

Table 2.2: Degree Enrollment by Academic Year & Medium of Instruction - 2022

Academic Year	Honor		Total (%)	Bachelor		Total (%)
	English (%)	Sinhala (%)		English (%)	Sinhala (%)	
2020 / 2021 (1 st Year) ^a	67 (100)	-	67 (100)	-	-	-
2019 / 2020 (2 nd Year)	233 (32)	501 (68)	734 (100)	24 (11)	201 (89)	225 (100)
2018 / 2019 (3 rd Year)	225 (29)	553 (71)	778 (100)	21 (15)	122 (85)	143 (100)
2017 / 2018 (4 th Year)	220 (28)	553 (72)	773 (100)	-	-	-
Total	745 (32)	1607 (68)	2352 (100)	45 (12)	323 (88)	368 (100)

Source: Dean Office of FHSS (Date retrieved: 31-12-2022)

^a Except for direct window enrollment, FHSS does not separate first-year enrollment as bachelors and honors.

Table 2.3: Undergraduate Enrollment for Honors Degree by Year & Gender - 2022

Degree Program	1 st Year		2 nd Year		3 rd Year		4 th Year		Grand Total
	F	Total	F	Total	F	Total	F	Total	
BA Honors in Anthropology	-	-	41 (87)	47 (100)	53 (93)	57 (100)	37 (84)	44 (100)	148
BA Honors in Criminology & Criminal Justice	-	-	42 (75)	56 (100)	37 (76)	49 (100)	61 (73)	83 (100)	188
BA Honors in Economics	-	-	62 (91)	68 (100)	52 (88)	59 (100)	56 (88)	64 (100)	191
BA Honors in English	-	-	07 (100)	07 (100)	07 (100)	07 (100)	05 (100)	05 (100)	19
BA Honors in Teaching English as a Second language	21 (100)	21 (100)	10 (91)	11 (100)	07 (100)	07 (100)	15 (88)	17 (100)	56
BA Honors in Geography	-	-	77 (96)	80 (100)	64 (84)	76 (100)	65 (87)	75 (100)	231

Continue to next page.

Degree Program	1 st Year		2 nd Year		3 rd Year		4 th Year		Grand Total
	F	Total	F	Total	F	Total	F	Total	
BSc Honors in Geo-Spatial Technology	-	-	41 (82)	50 (100)	42 (81)	52 (100)	-	-	102
BA Honors in Archaeology	-	-	18 (86)	21 (100)	14 (67)	21 (100)	19 (86)	22 (100)	64
BA Honors in History	-	-	41 (95)	43 (100)	23 (85)	27 (100)	30 (91)	33 (100)	103
BSc Honors in Information Technology	-	-	20 (87)	23 (100)	22 (81)	27 (100)	18 (69)	26 (100)	76
BA Honors in Dance & Cultural Studies	-	-	17 (94)	18 (100)	18 (90)	20 (100)	14 (82)	17 (100)	55
BA Honors in Hindi	-	-	06 (100)	06 (100)	07 (100)	07 (100)	12 (100)	12 (100)	25
BA Honors in Sanskrit	-	-	-	08 (100)	-	14 (100)	-	14 (100)	36

Continue to next page.

Degree Program	1 st Year		2 nd Year		3 rd Year		4 th Year		Grand Total
	F	Total	F	Total	F	Total	F	Total	
BA Honors in Music	-	-	09 (82)	11 (100)	10 (71)	14 (100)	24 (96)	25 (100)	50
BA Honors in Pali	-	-	-	02 (100)	-	18 (100)	-	11 (100)	31
BA Honors in Buddhist Civilization	-	-	26 (74)	35 (100)	27 (87)	31 (100)	28 (90)	31 (100)	97
BA Honors in Buddhist Heritage & Tourism	-	-	08 (73)	11 (100)	11 (85)	13 (100)	-	-	24
BA Honors in Buddhist Philosophy	-	-	02 (67)	03 (100)	-	18 (100)	01 (06)	18 (100)	39
BA Honors in Philosophy	-	-	16 (100)	16 (100)	08 (89)	09 (100)	70 (91)	77 (100)	102
BA Honors in Psychology	-	-	58 (88)	66 (100)	55 (98)	56 (100)	-	-	122

Continue to next page.

Degree Program	1 st Year		2 nd Year		3 rd Year		4 th Year		Grand Total
	F	Total	F	Total	F	Total	F	Total	
BA Honors in Political Science	-	-	28 (80)	35 (100)	28 (76)	37 (100)	27 (79)	34 (100)	106
BA Honors in Mass Communication	-	-	24 (92)	26 (100)	28 (93)	30 (100)	22 (100)	22 (100)	78
BA Honors in Sinhala	-	-	25 (89)	28 (100)	37 (95)	39 (100)	29 (85)	34 (100)	101
BA Honors in Sociology	-	-	43 (93)	46 (100)	46 (81)	57 (100)	44 (80)	55 (100)	158
BA Honors in Social Statistics	-	-	03 (100)	03 (100)	08 (80)	10 (100)	03 (100)	03 (100)	16
BA Honors in Business Statistics	-	-	13 (93)	14 (100)	20 (87)	23 (100)	46 (90)	51 (100)	88
BA Honors in Information Technology	40 (87)	46 (100)	-	-	-	-	-	-	46
Total	61 (91)	67 (100)	637 (87)	734 (100)	624 (80)	778 (100)	626 (81)	773 (100)	2352

Source: Dean Office of FHSS (Date retrieved: 31-12-2022)

Table 2.4: Undergraduate Enrollment for Honors Degree by Year & Medium of Instruction - 2022

Degree Program	1 st Year		2 nd Year		3 rd Year		4 th Year		Grand Total
	SM	Total	SM	Total	SM	Total	SM	Total	
BA Honors in Anthropology	-	-	39 (83)	47 (100)	43 (75)	57 (100)	32 (73)	44 (100)	148
BA Honors in Criminology & Criminal Justice	-	-	38 (68)	56 (100)	46 (94)	49 (100)	61 (73)	83 (100)	188
BA Honors in Economics	-	-	45 (66)	68 (100)	33 (56)	59 (100)	44 (69)	64 (100)	191
BA Honors in English	-	-	-	07 (100)	-	07 (100)	-	05 (100)	19
BA Honors in Teaching English as a Second language	-	21 (100)	-	11 (100)	-	07 (100)	-	17 (100)	56
BA Honors in Geography	-	-	53 (66)	80 (100)	55 (72)	76 (100)	57 (76)	75 (100)	231
BSc Honors in Geo-Spatial Technology	-	-	-	50 (100)	-	52 (100)	-	-	102

Continue to next page.

Degree Program	1 st Year		2 nd Year		3 rd Year		4 th Year		Grand
	SM	Total	SM	Total	SM	Total	SM	Total	Total
BA Honors in Archaeology	-	-	21 (100)	21 (100)	21 (100)	21 (100)	22 (100)	22 (100)	64
BA Honors in History	-	-	43 (100)	43 (100)	27 (100)	27 (100)	29 (88)	33 (100)	103
BSc Honors in Information Technology	-	-	-	23 (100)	-	27 (100)	-	26 (100)	76
BA Honors in Dance & Cultural Studies	-	-	14 (78)	18 (100)	20 (100)	20 (100)	17 (100)	17 (100)	55
BA Honors in Hindi	-	-	03 (50)	06 (100)	07 (100)	07 (100)	12 (100)	12 (100)	25
BA Honors in Sanskrit	-	-	08 (100)	08 (100)	13 (93)	14 (100)	07 (50)	14 (100)	36
BA Honors in Music	-	-	11 (100)	11 (100)	14 (100)	14 (100)	22 (88)	25 (100)	50

Continue to next page.

Degree Program	1 st Year		2 nd Year		3 rd Year		4 th Year		Grand Total
	SM	Total	SM	Total	SM	Total	SM	Total	
BA Honors in Pali	-	-	02 (100)	02 (100)	16 (89)	18 (100)	03 (27)	11 (100)	31
BA Honors in Buddhist Civilization	-	-	33 (94)	35 (100)	30 (97)	31 (100)	31 (100)	31 (100)	97
BA Honors in Buddhist Heritage & Tourism	-	-	-	11 (100)	-	13 (100)	-	-	24
BA Honors in Buddhist Philosophy	-	-	03 (100)	03 (100)	14 (78)	18 (100)	16 (89)	18 (100)	39
BA Honors in Philosophy	-	-	10 (63)	16 (100)	07 (78)	09 (100)	59 (77)	77 (100)	102
BA Honors in Psychology	-	-	44 (67)	66 (100)	44 (79)	56 (100)	-	-	122
BA Honors in Political Science	-	-	27 (77)	35 (100)	30 (81)	37 (100)	25 (74)	34 (100)	106

Continue to next page.

Degree Program	1 st Year		2 nd Year		3 rd Year		4 th Year		Grand Total
	SM	Total	SM	Total	SM	Total	SM	Total	
BA Honors in Mass Communication	-	-	26 (100)	26 (100)	30 (100)	30 (100)	22 (100)	22 (100)	78
BA Honors in Sinhala	-	-	28 (100)	28 (100)	39 (100)	39 (100)	34 (100)	34 (100)	101
BA Honors in Sociology	-	-	44 (96)	46 (100)	50 (88)	57 (100)	48 (87)	55 (100)	158
BA Honors in Social Statistics	-	-	03 (100)	03 (100)	05 (50)	10 (100)	-	03 (100)	16
BA Honors in Business Statistics	-	-	06 (43)	14 (100)	09 (39)	23 (100)	12 (24)	51 (100)	88
BA Honors in Information Technology	-	46 (100)	-	-	-	-	-	-	46
Total	-	67 (100)	501 (68)	734 (100)	553 (71)	778 (100)	553 (72)	773 (100)	2352

Source: Dean Office of FHSS (Date retrieved: 31-12-2022)

Note: FHSS only offers instruction in Sinhala and English.

Table 2.5: Co-curricular Activities Conducted by Departments - 2022

Department	Count					Total
	Workshops	Guest Lectures	Field Visits	Institutional Visits	Trainings	
Anthropology	28	13	01	-	-	42
Criminology & Criminal Justice	-	02	02	-	-	04
Economics	02	02	01	-	-	05
English Language Teaching	02	-	-	-	-	02
English & Linguistics	01	01	-	-	-	02
Geography	02	01	01	-	01	05
History & Archaeology	02	03	01	01	-	07
Information & Communication Technology	07	-	-	-	-	07
Languages, Cultural Studies & Performing Arts	15	06	03	-	-	24

Continue to next page.

Department	Count					Total
	Workshops	Guest Lectures	Field Visits	Institutional Visits	Trainings	
Music & Creative Technology	-	-	-	-	-	-
Pali & Buddhist Studies	-	-	01	-	-	-
Philosophy & Psychology	01	-	-	-	-	01
Political Science	-	03	-	-	-	03
Sinhala & Mass Communication	03	-	2	-	-	05
Sociology	01	02	01	01	-	05
Social Statistics	03	02	01	-	-	06
Total	67	35	14	02	01	119

Source: Departments in FHSS (Date retrieved: 31-12-2022)

Table 2.6: Extension Courses Offered by Departments - 2022

Department	Count				Total
	Certificates	Advanced Certificates	Diplomas	Higher Diplomas	
Anthropology	02	-	-	-	02
Criminology & Criminal Justice	-	-	04	-	04
Economics	-	-	02	-	02
English Language Teaching	01	-	01	-	02
English & linguistics	-	-	-	-	00
Geography	-	-	02	-	02
History & Archaeology	-	-	01	-	01
Information & Communication Technology	-	-	01	-	01
Languages, Cultural Studies & Performing Arts	-	-	-	-	00
Music & Creative Technology	-	-	-	-	00

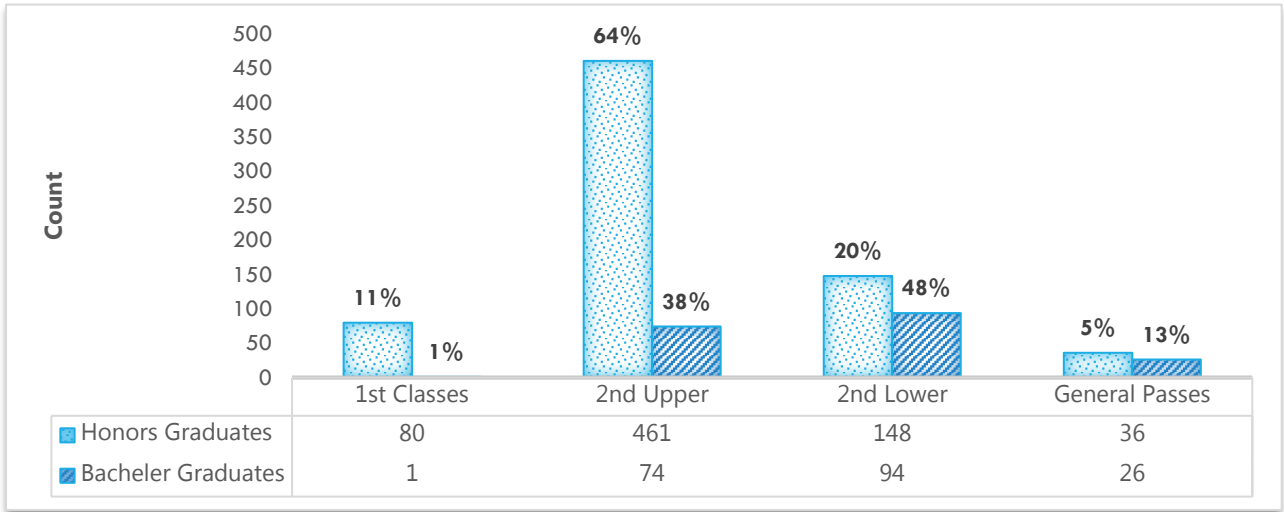
Continue to next page.

Department	Count				Total
	Certificates	Advanced Certificates	Diplomas	Higher Diplomas	
Pali & Buddhist Studies	-	-	04	01	05
Philosophy & Psychology	-	-	01	-	01
Political Science	-	-	-	-	00
Sinhala & Mass Communication	-	-	01	-	01
Sociology	-	-	02	-	02
Social Statistics	-	01	-	-	01
Total	03	01	19	01	24

Source: Departments in FHSS (Date retrieved: 31-12-2022)

CHAPTER 03: GRADUATE OUTPUT

Figure 3.1: Academic Achievements Level of Immediate Graduates - 2022



Source: Dean Office of FHSS (Date retrieved: 31-12-2022)

Note: Repeat students are also included in total passes.

Table 3.1: Honors Graduate Output by Academic Achievements - 2022

Degree Program	1st Class (%)	2nd Upper (%)	2nd Lower (%)	General Pass (%)	Total Graduates
BA Honors in Criminology & Criminal Justice	01 (02)	36 (78)	09 (20)	-	46 (100)
BA Honors in Economics	03 (06)	33 (61)	13 (24)	05 (09)	54 (100)
BA(Honors) in English	-	02 (20)	08 (80)	-	10 (100)
BA Honors in Teaching English as a Second language	-	02 (67)	-	01 (33)	03 (100)
BA Honors in Geography	03 (04)	42 (53)	27 (34)	07 (09)	79 (100)
BA Honors in Archaeology	01 (05)	11 (52)	06 (29)	03 (14)	21 (100)

Continue to next page.

Degree Program	1st Class (%)	2nd Upper (%)	2nd Lower (%)	General Pass (%)	Total Graduates
BA Honors in History	-	14 (37)	23 (61)	01 (02)	38 (100)
BA Honors in Music	06 (60)	03 (30)	01 (10)	-	10 (100)
BA Honors in Dance	04 (29)	08 (57)	02 (14)	-	14 (100)
BA Honors in Sanskrit	01 (08)	09 (75)	02 (17)	-	12 (100)
BA Honors in Hindi	04 (36)	07 (64)	-	-	11 (100)
BA Honors in Pali	-	05 (63)	01 (12)	02 (25)	08 (100)
BA Honors in Buddhist Civilization	08 (19)	30 (70)	05 (11)	-	43 (100)

Continue to next page.

Degree Program	1st Class (%)	2nd Upper (%)	2nd Lower (%)	General Pass (%)	Total Graduates
BA Honors in Buddhist Philosophy	01 (6)	09 (56)	02 (13)	04 (25)	16 (100)
BA Honors in Philosophy & Psychology	18 (22)	63 (76)	02 (02)	-	83 (100)
BA Honors in Political Science	08 (13)	40 (67)	09 (15)	03 (05)	60 (100)
BA Honors in Sinhala	03 (08)	32 (87)	02 (05)	-	37 (100)
BA Honors in Mass Communication	02 (07)	24 (80)	04 (13)	-	30 (100)
BA Honors in Sociology	05 (9)	39 (67)	14 (24)	-	58 (100)
BA Honors in Anthropology	06 (17)	26 (72)	03 (08)	01 (03)	36 (100)

Continue to next page.

Degree Program	1st Class (%)	2nd Upper (%)	2nd Lower (%)	General Pass (%)	Total Graduates
BA Honors in Social Statistics	01 (10)	03 (30)	03 (30)	03 (30)	10 (100)
BA Honors in Business Statistics	05 (13)	18 (47)	09 (24)	06 (16)	38 (100)
BSc Honors in Information Technology	-	05 (63)	03 (37)	-	08 (100)
Total	80 (11)	461 (64)	148 (20)	36 (05)	725 (100)

Source: Dean Office of FHSS (Date retrieved: 31-12-2022)

Table 3.2: Immediate Graduation-related Statistics - 2022

Degree Program	Total of Pass Students (%)	Hold (%)	Fail (%)	Total Students (%)
Honors	725 (98)	-	15 (02)	740 (100)
Bachelors	195 (85)	02 (01)	32 (14)	229 (100)
Total	920 (95)	02 (0.2)	47 (4.8)	969 (100)

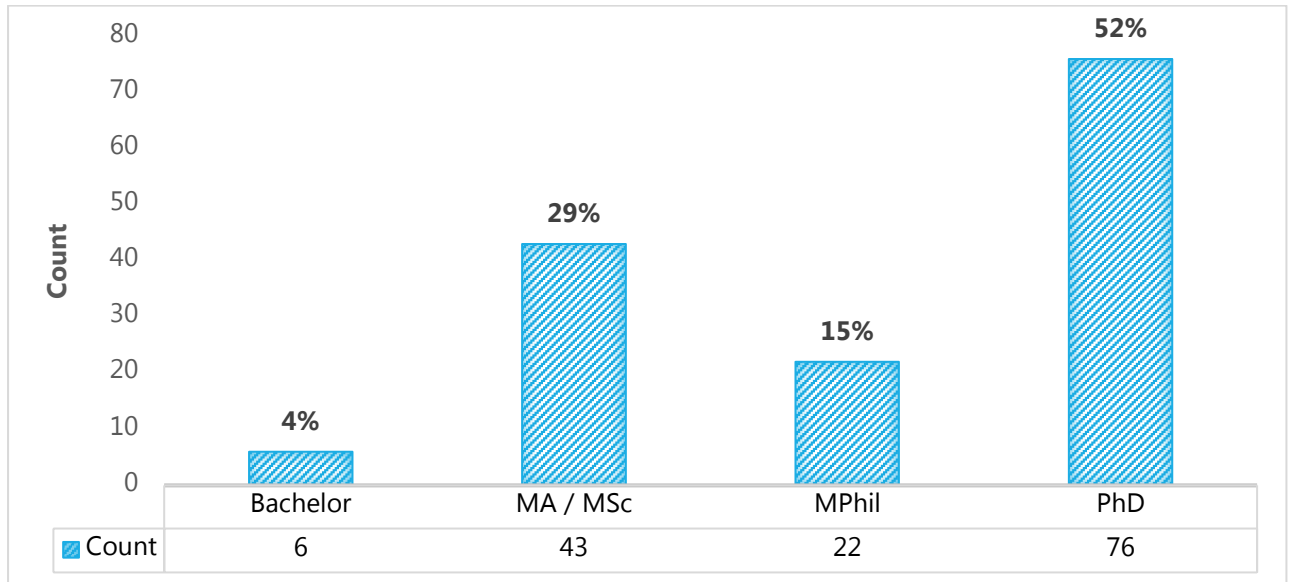
Source: Dean Office of FHSS (Date retrieved: 31-12-2022)

CHAPTER 04: STAFF

Table 4.1: Academic Staff Composition by Designation & Gender - 2022

Designation	Male (%)	Total (%)
Senior Chair Professors	03 (100)	03 (100)
Senior Professors	04 (80)	05 (100)
Professors	27 (75)	36 (100)
Associate Professors	03 (60)	05 (100)
Senior Lecturers Grade 1	20 (48)	42 (100)
Senior Lecturers Grade 2	17 (61)	28 (100)
Lectures	04 (100)	04 (100)
Lectures (Unconfirmed)	01 (25)	04 (100)
Probationary Lectures	09 (45)	20 (100)
Total	88 (60)	147 (100)

Source: Dean Office of FHSS (Date retrieved: 31-12-2022)

Figure 4.1: Academic Staff Composition by Academic Qualification - 2022

Source: Dean Office of FHSS (Date retrieved: 31-12-2022)

Table 4.2: Academic Staff Composition by Designation & Department - 2022

Designation	Anthropology	Criminology & Criminal Justice	Economics	English Language Teaching
Senior Chair Professors	-	-	-	-
Senior Professors	01 (12)	-	01 (08)	-
Professors	03 (39)	03 (33)	05 (38)	-
Associate Professors	01 (12)	01 (11)	-	-
Senior Lecturers Grade 1	01 (12)	02 (23)	-	03 (60)
Senior Lecturers Grade 2	-	03 (33)	03 (23)	01 (20)
Lectures	-	-	-	01 (20)
Lectures (Unconfirm)	02 (25)	-	-	-
Probationary Lectures	-	-	04 (31)	-
Total	08 (100)	09 (100)	13 (100)	05 (100)

Continue to next page.

Designation	English & Linguistics	Geography	History & Archaeology	Information & Communication Technology
Senior Chair Professors	-	-	-	-
Senior Professors	-	-	-	-
Professors	02 (22)	03 (23)	04 (34)	-
Associate Professors	-	-	01 (08)	-
Senior Lecturers Grade 1	06 (67)	05 (32)	03 (25)	-
Senior Lecturers Grade 2	-	02 (15)	03 (25)	-
Lectures	-	01 (15)	-	-
Lectures (Unconfirm)	-	-	-	-
Probationary Lectures	01 (11)	02 (15)	01 (08)	02 (100)
Total	09 (100)	13 (100)	12 (100)	02 (100)

Continue to next page.

Designation	Languages, Cultural Studies & Performing Arts	Music & Creative Technology	Pali & Buddhist Studies	Philosophy & Psychology
Senior Chair Professors	01 (08)	-	01 (07)	-
Senior Professors	-	-	-	01 (17)
Professors	02 (17)	01 (20)	09 (60)	01 (17)
Associate Professors	-	-	-	-
Senior Lecturers Grade 1	05 (42)	01 (20)	01 (07)	01 (17)
Senior Lecturers Grade 2	02 (17)	02 (40)	02 (13)	02 (32)
Lectures	01 (08)	01 (20)	-	-
Lectures (Unconfirm)	01 (08)	-	-	01 (17)
Probationary Lectures	-	-	02 (13)	-
Total	12 (100)	05 (100)	15 (100)	06 (100)

Continue to next page.

Designation	Political Science	Sinhala & Mass Communication	Sociology	Social Statistics
Senior Chair Professors	-	-	01 (14)	-
Senior Professors	-	02 (14)	-	-
Professors	-	02 (14)	01 (14)	-
Associate Professors	-	01 (07)	01 (14)	-
Senior Lecturers Grade 1	03 (43)	07 (50)	-	04 (40)
Senior Lecturers Grade 2	04 (57)	01 (07)	-	03 (30)
Lectures	-	-	-	-
Lectures (Unconfirm)	-	-	-	-
Probationary Lectures	-	01 (07)	04 (58)	03 (30)
Total	07 (100)	14 (100)	07 (100)	10 (100)

Source: Dean Office of FHSS (Date retrieved: 31-12-2022)

Note: Permanent Staff only.

Table 4.3: Academic Staff Composition by Department & Academic Qualification - 2022

Department	PhD (%)	MPhil (%)	Masters (%)	Bachelors (%)	Total (%)
Anthropology	08 (100)	-	-	-	08 (100)
Criminology & Criminal Justice	04 (45)	02 (22)	03 (33)	-	09 (100)
Economics	05 (38)	01 (08)	03 (23)	04 (31)	13 (100)
English Language Teaching	03 (60)	01 (20)	01 (20)	-	05 (100)
English & linguistics	07 (78)	-	02 (22)	-	09 (100)
Geography	06 (46)	05 (39)	02 (15)	-	13 (100)

Continue to next page.

Department	PhD (%)	MPhil (%)	Masters (%)	Bachelors (%)	Total (%)
History & Archaeology	05 (42)	03 (25)	04 (33)	-	12 (100)
Information & Communication Technology	-	-	02 (100)	-	02 (100)
Languages, Cultural Studies & Performing Arts	07 (58)	02 (17)	03 (25)	-	12 (100)
Music & Creative Technology	01 (20)	01 (20)	03 (60)	-	05 (100)
Pali & Buddhist Studies	12 (80)	02 (13)	01 (07)	-	15 (100)
Philosophy & Psychology	04 (66)	01 (17)	01 (17)	-	06 (100)
Political Science	02 (29)	04 (57)	01 (14)	-	07 (100)

Continue to next page.

Department	PhD (%)	MPhil (%)	Masters (%)	Bachelors (%)	Total (%)
Sinhala & Mass Communication	08 (57)	01 (07)	05 (36)	-	14 (100)
Sociology	01 (14)	01 (14)	04 (58)	01 (14)	07 (100)
Social Statistics	02 (20)	-	07 (70)	01 (10)	10 (100)
Total	76 (52)	22 (15)	43 (29)	06 (04)	147 (100)

Source: Dean Office of FHSS (Date retrieved: 31-12-2022)

Table 4.4: Academic Staff Leave-related Statistics - 2022

Department	Leave Type			Total Leave Staff (%)	Total Staff (%)
	Study (%)	Sabbatical (%)	Vacation (%)		
Anthropology	-	-	-	00	08 (100)
Criminology & Criminal Justice	01 (11)	01 (11)	-	02 (22)	09 (100)
Economics	01 (08)	01 (08)	-	02 (16)	13 (100)
English Language Teaching	01 (20)	-	-	01 (20)	05 (100)
English & Linguistics	01 (11)	-	-	01 (11)	09 (100)

Continue to next page.

Department	Leave Type			Total Leave Staff (%)	Total Staff (%)
	Study (%)	Sabbatical (%)	Vacation (%)		
Geography	03 (23)	-	-	03 (23)	13 (100)
History & Archaeology	02 (17)	01 (08)	-	03 (25)	12 (100)
Information & Communication Technology	-	-	-	00	02 (100)
Languages, Cultural Studies & Performing Arts	02 (17)	01 (08)	-	03 (25)	12 (100)
Music & Creative Technology	01 (20)	-	-	01 (20)	05 (100)
Pali & Buddhist Studies	-	01 (07)	02 (13)	03 (20)	15 (100)

Continue to next page.

Department	Leave Type			Total Leave Staff (%)	Total Staff (%)
	Study (%)	Sabbatical (%)	Vacation (%)		
Philosophy & Psychology	-	-	-	00	06 (100)
Political Science	-	01 (14)	-	01 (14)	07 (100)
Sinhala & Mass Communication	01 (07)	01 (07)	-	02 (14)	14 (100)
Sociology	-	-	-	00	07 (100)
Social Statistics	01 (10)	01 (10)	-	02 (20)	10 (100)
Total	14 (10)	08 (05)	02 (01)	24 (16)	147 (100)

Source: Dean Office of FHSS (Date retrieved: 31-12-2022)

Table 4.5: Academic Supportive Staff Composition by Designation & Gender - 2022

Designation	Male (%)	Total (%)
Temporary Lectures	05 (63)	08 (100)
Demonstrators	01 (50)	02 (100)
Temporary Assistant Lectures	08 (15)	53 (100)
Temporary Research Assistants	02 (12)	17 (100)
Temporary Computer Instructors	05 (71)	07 (100)
Temporary Diploma Assistants	01 (50)	02 (100)
Instructor in English	-	01 (100)
Museum Curators	-	01 (100)
Total	22 (24)	91 (100)

Source: Dean Office of FHSS (Date retrieved: 31-12-2022)

Table 4.6: Academic Supportive Staff by Department & Designation - 2022

Designation	Anthropology	Criminology & Criminal Justice	Economics	English Language Teaching
Temporary Lectures	-	-	-	-
Demonstrators	-	-	-	-
Temporary Assistant Lectures	02 (25)	02 (40)	03 (75)	11 (92)
Temporary Research Assistants	06 (75)	01 (20)	01 (25)	-
Temporary Computer Instructors	-	-	-	-
Temporary Diploma Assistants	-	02 (40)	-	-
Instructors in English	-	-	-	01 (08)
Museum Curators	-	-	-	-
Total	08 (100)	05 (100)	04 (100)	12 (100)

Continue to next page.

Designation	English & Linguistics	Geography	History & Archaeology	Information & Communication Technology
Temporary Lectures	-	01 (20)	-	-
Demonstrators	-	-	01 (20)	-
Temporary Assistant Lectures	02 (50)	04 (80)	03 (60)	01 (100)
Temporary Research Assistants	02 (50)	-	-	-
Temporary Computer Instructors	-	-	-	-
Temporary Diploma Assistants	-	-	-	-
Instructors in English	-	-	-	-
Museum Curators	-	-	01 (20)	-
Total	04 (100)	05 (100)	05 (100)	01 (100)

Continue to next page.

Designation	Languages, Cultural Studies & Performing Arts	Music & Creative Technology	Pali & Buddhist Studies	Philosophy & Psychology
Temporary Lectures	02 (33)	02 (50)	02 (25)	01 (33)
Demonstrators	-	-	-	-
Temporary Assistant Lectures	04 (67)	01 (25)	06 (75)	02 (67)
Temporary Research Assistants	-	01 (25)	-	-
Temporary Computer Instructors	-	-	-	-
Temporary Diploma Assistants	-	-	-	-
Instructors in English	-	-	-	-
Museum Curators	-	-	-	-
Total	06 (100)	04 (100)	08 (100)	03 (100)

Continue to next page.

Designation	Political Science	Sinhala & Mass Communication	Sociology	Social Statistics	Faculty Office
Temporary Lectures	-	-	-	-	-
Demonstrators	-	-	-	-	01 (10)
Temporary Assistant Lectures	02 (100)	04 (100)	03 (75)	03 (60)	-
Temporary Research Assistants	-	-	01 (25)	-	05 (45)
Temporary Computer Instructors	-	-	-	02 (40)	05 (45)
Temporary Diploma Assistants	-	-	-	-	-
Instructors in English	-	-	-	-	-
Museum Curators	-	-	-	-	-
Total	02 (100)	04 (100)	04 (100)	05 (100)	11 (100)

Source Dean Office and Departments in FHSS (Date retrieved: 31-12-2022)

Table 4.7: Non-Academic Staff Composition by Designation & Gender - 2022

Designation	Male (%)	Total (%)
Technical Assistants	02 (100)	02 (100)
Senior Staff Management Assistants	-	02 (100)
Staff Management Assistants	03 (100)	03 (100)
Management Assistants	03 (16)	19 (100)
Lab Assistants	02 (67)	03 (100)
Works Aids	16 (94)	17 (100)
Total	26 (57)	46 (100)

Source Dean Office and Departments in FHSS (Date retrieved: 31-12-2022)

Table 4.8: Non-Academic Staff by Department & Designation - 2022

Designation	Anthropology	Criminology & Criminal Justice	Economics	English Language Teaching
Technical Assistants	-	-	-	-
Senior Staff Management Assistants	-	-	01 (33)	-
Staff Management Assistants	-	-	-	-
Management Assistants	01 (33)	01 (50)	-	01 (50)
Lab Assistants	01 (33)	-	-	-
Works Aids	01 (33)	01 (50)	02 (67)	01 (50)
Total	03 (100)	02 (100)	03 (100)	02 (100)

Continue to next page.

Designation	English & Linguistics	Geography	History & Archaeology	Information & Communication Technology
Technical Assistants	-	01 (25)	-	-
Senior Staff Management Assistants	-	-	-	-
Staff Management Assistants	-	-	01 (50)	-
Management Assistants	01 (50)	01 (25)	-	01 (50)
Lab Assistants	-	02 (50)	-	-
Works Aids	01 (50)	-	01 (50)	01 (50)
Total	02 (100)	04 (100)	02 (100)	02 (100)

Continue to next page.

Designation	Languages, Cultural Studies & Performing Arts	Music & Creative Technology	Pali & Buddhist Studies	Philosophy & Psychology
Technical Assistants	-	-	-	-
Senior Staff Management Assistants	-	-	-	-
Staff Management Assistants	-	-	-	-
Management Assistants	01 (100)	-	01 (50)	01 (50)
Lab Assistants	-	-	-	-
Works Aids	-	01 (100)	01 (50)	01 (50)
Total	01 (100)	01 (100)	02 (100)	02 (100)

Continue to next page.

Designation	Political Science	Sinhala & Mass Communication	Sociology	Social Statistics	Faculty Office
Technical Assistants	-	-	-	-	01 (07)
Senior Staff Management Assistants	-	-	-	-	01 (07)
Staff Management Assistants	-	-	-	-	02 (14)
Management Assistants	01 (100)	01 (50)	01 (50)	01 (100)	06 (43)
Lab Assistants	-	-	-	-	-
Works Aids	-	01 (50)	01 (50)	-	04 (29)
Total	01 (100)	02 (100)	02 (100)	01 (100)	14 (100)

Source Dean Office and Departments in FHSS (Date retrieved: 31-12-2022)

CHAPTER 05: PHYSICAL RESOURCES

Table 5.1: Statistics Related to Physical Resources - 2022

Physical Resource	Count
Lecture Halls	36
Computer Labs	05
Subject-specific Labs	10
Museums	02
Mini Libraries	03
Resource Centers	06
Auditoriums / Theaters	02
Practice Rooms	01
Store Rooms	01
Total	66

Source Dean Office and Departments in FHSS (Date retrieved: 31-12-2022)

Note: Soil labs, GIS labs, Cartography labs, Music studios, and Incubator labs are all listed in the subject-specific labs row.

Table 5.2: Physical Resources by Department - 2022

Physical Resource	Anthropology	Criminology & Criminal Justice	Economics	English Language Teaching
Lecture Halls	02	01	05	04
Computer Labs	-	-	-	-
Subject-specific Labs	02	-	-	01
Museums	01	-	-	-
Mini Libraries	-	-	-	-
Resource centers	01	-	01	-
Auditoriums / Theaters	-	-	-	-
Practice Rooms	-	-	-	-
Total	06	01	06	05

Continue to next page.

Physical Resource	English & Linguistics	Geography	History & Archaeology	Information & Communication Technology
Lecture Halls	02	01	02	-
Computer Labs	01	02	-	01
Subject-specific Labs	-	03	-	-
Museums	-	-	01	-
Mini Libraries	01	01	-	-
Resource centers	-	01	01	-
Auditoriums / Theaters	-	01	-	-
Storerooms	-	01	-	-
Total	04	10	04	01

Continue to next page.

Physical Resource	Languages, Cultural Studies & Performing Arts	Music & Creative Technology	Pali & Buddhist Studies	Philosophy & Psychology
Lecture Halls	06	-	04	-
Computer Labs	-	-	-	-
Subject-specific Labs	-	03	-	-
Museums	-	-	-	-
Mini Libraries	-	-	01	-
Resource centers	-	-	-	-
Auditoriums / Theaters	-	-	-	-
Practice Rooms	-	01	-	-
Total	06	04	05	-

Continue to next page.

Physical Resource	Political Science	Sinhala & Mass Communication	Sociology	Social Statistics	Faculty Office
Lecture Halls	02	03	03	01	-
Computer Labs	-	-	-	01	-
Subject-specific Labs	-	01	-	-	-
Museums	-	-	-	-	-
Mini Libraries	-	-	-	-	-
Resource centers	-	01	-	01	-
Auditoriums / Theaters	-	-	-	-	01
Practice Rooms	-	-	-	-	-
Total	02	05	03	03	01

Source Dean Office and Departments in FHSS (Date retrieved: 31-12-2022)

Note: Soil labs, GIS labs, Cartography labs, Music studios, and Incubator labs are all listed in the subject-specific labs row.

CONTACT DETAILS

Department	Email	Telephone
Anthropology	anthropology@sjp.ac.lk	011-280 1187
Criminology & Criminal Justice	crimfhss@gmail.com criminology@sjp.ac.lk	-
Economics	head.economics@sjp.ac.lk	011-280 2014
English Language Teaching	deltfhss@gmail.com	011-280 2499
English & Linguistics	elanfhss@gmail.com english@sjp.ac.lk	011-275 8309
Geography	geogfhss@gmail.com	011-280 2028
History & Archaeology	hisarch@sjp.ac.lk	011-275 8289
Information & Communication Technology	head.ict.fhss@sjp.ac.lk	011-280 3407
Languages, Cultural Studies & Performing Arts	Head.languages@sjp.ac.lk sansfhss@gmail.com	011-275 8315

Continue to next page.

Department	Email	Telephone
Music & Creative Technology	mct@sjp.ac.lk	011-275 8402
Pali & Buddhist Studies	palifhss@gmail.com	011-275 8307
Philosophy & Psychology	phpyfhss@gmail.com	011-280 2272
Political Science	political@sjp.ac.lk	011-318 8401
Sinhala & Mass Communication	sinhala@sjp.ac.lk	011-280 2214
Sociology	socifhss@gmail.com sociology@sjp.ac.lk	011-280 2207
Social Statistics	statfhss@gmail.com socialstat@sjp.ac.lk	011-275 8338

Source Dean Office and Departments in FHSS (Date retrieved: 31-12-2022)

Administrative Bodies	Email	Telephone
Center for Digital Education & Professional Development (CDEPD)	cdepd@fhss.sjp.ac.lk	011-275 8177
Art Assemble & Cultural Center	mahagamasisira@yahoo.com	011-275 8268
International Center for Multidisciplinary Studies (ICMS)	icms.fhss@sjp.ac.lk	011-280 3196
Students Support Center	deanfhs@sjp.ac.lk	011-280 3196
Equal Opportunity Cell	deanfhs@sjp.ac.lk	011-280 3196
Quality Assurance Cell (QAC)	iqacfhs@sjp.ac.lk	011-280 3196
Data Analysis & Statistics Unit	dasu@sjp.ac.lk	011-280 3196
Exam Unit	examunitfhss@sjp.ac.lk	011-275 8311
Finance Unit	db.fhss@sjp.ac.lk	011-275 8481
Cultural Committee	deanfhs@sjp.ac.lk	011-280 3196

Continue to next page.

Administrative Bodies	Email	Telephone
Curriculum Development Committee	deanfhss@sjp.ac.lk	011-280 3196
Publication Committee	deanfhss@sjp.ac.lk	011-280 3196
Extended Courses Coordination Committee	deanfhss@sjp.ac.lk	011-280 3196
Planning & Development Committee	deanfhss@sjp.ac.lk	011-280 3196
Research Committee	deanfhss@sjp.ac.lk	011-280 3196
Green Hub	deanfhss@sjp.ac.lk	011-280 3196
Entre Club	pramodimalkasjp@gmail.com	071 59 74 945
Vidyodaya Journal of Humanities & Social Sciences	deanfhss@sjp.ac.lk	011-280 3196
Dean Office	deanfhss@sjp.ac.lk	011-280 3196

Source Dean Office and Departments in FHSS (Date retrieved: 31-12-2022)



Publication:

Data Analysis and Statistics Unit
Faculty of Humanities and Social Sciences
University of Sri Jayewardenepura



First Printing: March 2023
ISSN 2989-0004
E-ISSN 2989-0403

Statistical Abstract 2022

© Data Analysis and Statistics Unit (DASU)