



# REPORT ON COURSE UNIT ENROLLMENT PATTERNS

## FIRST YEAR FIRST SEMESTER 2023

Data Analysis & Statistics Unit  
Faculty of Humanities & Social Sciences  
University of Sri Jayewardenepura

**REPORT ON COURSE  
UNIT  
ENROLLMENT PATTERNS  
FIRST YEAR FIRST SEMESTER  
2023**

Data Analysis & Statistics Unit

Faculty of Humanities & Social Sciences

University of Sri Jayewardenepura

Report on Course Unit Enrollment Patterns First Year First Semester 2023

© Data Analysis & Statistics Unit (DASU)

First Printing: September 2023

Page Layout: Mr. L.I.S. Kaluarachchi

Cover Design: Mr. G.P.S. Nalaka

Cover Photo: J'pura Flames

Printing:

Neo Graphics Pvt. Ltd.

44, Udahamulla Station Road,

Nugegoda

Publication:

Data Analysis & Statistics Unit

Faculty of Humanities & Social Sciences

University of Sri Jayewardenepura

## Preface

The subjects a student chooses during their first year of university study have significant effects on their future and degree. The Faculty of Humanities and Social Sciences (FHSS) recognizes this critical function and provides over 30-course units in a variety of areas to first-year students. During their first semester, all freshers enroll in four course units. The FHSS can improve the quality of services supplied by its academic departments by determining enrollment patterns within certain course units. This report is an essential resource for making informed decisions in faculty management.

The analysis primarily focuses on understanding course unit enrollment patterns among first-year students throughout the academic year 2021/2022. It goes into the trends of student enrolment, from the most popular to the least popular course units. The report also includes a statistical summary of course unit enrollments concerning the previous year's data.

Analyzing these patterns aids in efficiently allocating resources to various courses, ensuring that students have access to courses that fit with their academic and professional objectives.

We gladly invite all stakeholders to carefully consider the conclusions contained in this report and to actively participate in collaborative efforts to provide our students with an enriched and inclusive academic experience.



## Advisor's Message

### **Professor Shirantha Heenkenda**

*BA (Hons); PGD in Statistics (USJ); MSc (Kelaniya);  
MA (GRIPS-Tokyo); PhD (Nagoya)*

#### **Dean**

#### **Faculty of Humanities & Social Sciences (FHSS)**

In the ever-changing world of education, data-driven insights play a critical role in shaping decisions and understanding student needs.

The Faculty of Humanities and Social Science of Sri Jayewardenepura University is dedicated to providing a super educational experience.

As a fresh batch of undergraduate students begins, the importance of collecting detailed data on their course unit preferences is recognized. This report's data not only shed light on students' course unit choices but also acts as an important tool for improving facilities and allocating resources more effectively. Understanding their choices will allow us to improve the learning environment and better meet their demands.

Furthermore, this useful information enables us to make informed judgments about students' academic paths, fostering their success throughout their university experience. This report serves as a significant resource, enabling us to gain a deeper understanding of the student perception of course unit enrollment and make well-informed decisions that contribute to their overall well-being and academic growth.

The report was developed by the members of the Data Analysis and Statistics Unit (DASU) committee. I extend my gratitude to all DASU committee members for their valuable contributions to this publication.



## Coordinator's Message

**Dr. (Mrs.) H.P.T.N. Silva**

*BSc (Hons); MSc (USJ); PhD (UoM)*

**Head of the Department**

**Department of Social Statistics (DSS)**

**Faculty of Humanities & Social Sciences (FHSS)**

The Faculty of Humanities and Social Sciences (FHSS) offers more than 30 course units in diverse fields for first-year students in their first semester. All freshers should enroll in four-course units from distinct fields to start their academic journey. The selection of course units is entirely based on students' preferences. It is essential to identify the enrollment pattern of course units to make informed decisions as responsible faculty in the country, aiming to enhance the quality of services provided by the academic departments belongs to FHSS.

This report focuses on identifying the enrollment pattern of course units among first-year students in the academic year 2021/2022. The report also addresses student enrollment patterns, ranging from the most popular to the least popular subjects. Additionally, it presents statistics on course unit enrollments compared to the previous year's enrollments and their registered course units by the medium of instruction.

Enrollment patterns can change over time due to various factors such as curriculum updates, social trends, and technological advancements. Analyzing course unit enrollment patterns can optimize resource allocation for course offerings and ensure that students can access the courses they need for their academic and career goals.

This publication has been prepared by the Data Analysis and Statistics Unit (DASU) committee members. I would like to express my sincere appreciation to all DASU committee members for their valuable contributions to this publication.

## Contributors

Designation	Name
Advisor (Dean of the Faculty of Humanities & Social Sciences)	Prof. Shirantha Heenkenda
Coordinator & Statistical Consultant (Head of the Department of Social Statistics)	Dr. (Mrs.) H.P.T.N. Silva
Deputy Coordinators & Statistical Consultants	Mr. C.L.K. Nawarathna Mr. H.P. Diunugala
Secretary & Project Coordinator	Mrs. R.M.K.G.U. Rathnayaka
Treasurer & Project Coordinator	Mr. N.A.N.J. Maduwansa
Project Coordinator & Statistical Consultant	Dr. (Mrs.) D.P.K. Manel
Project Coordinators	Mr. I.D. Jayaruwan Mr. G.P.S. Nalaka Ms. S.D. Ilangasekara Mrs. A.I.S. Perera
Research Assistant	Mr. L.I.S. Kaluarachchi
Language Editor	Ms. M.N. De Costa

## Table of Contents

Preface.....	ii
Advisor’s Message .....	iii
Coordinator’s Message.....	iv
Contributors .....	v
Table of Contents.....	vi
List of Tables .....	vii
List of Figures.....	vii
List of Abbreviations .....	vii
Executive Summary .....	1
Introduction.....	2
Students’ Course Unit Enrollment Patterns: 2021/2022 .....	4
General Intake Students’ Course Unit Enrollment Patterns: 2021/2022 .....	7
Direct Intake Students’ Course Unit Enrollment Patterns: 2021/2022 .....	9
Overall Students’ Course Unit Enrollment Pattern by Medium of Instructions.....	13
Comparison of Students' Course Unit Enrollment Patterns: 2020/2021 and 2021/2022 .....	15



## List of Tables

Table 01: Direct Intake Degree Programs by Mandatory Course Units and Medium of Instructions.....	3
Table 02: 2023 June Intake for the 2021/2022 Batch .....	3
Table 03: Overall Students' Course Unit Enrollment Patterns by Department.....	4
Table 04: Students' Course Unit Enrollment Patterns by Department and Intake .....	6

## List of Figures

Figure 01: General Intake Students' Course Unit Enrollment Patterns .....	7
Figure 02: BA (Hons.) in Information Technology Students' Course Unit Enrollment Patterns .....	9
Figure 03: BA (Hons.) in Teaching English as a Second Language Students' Course Unit Enrollment Patterns.....	9
Figure 04: BA (Hons.) in Creative Music Technology Students' Course Unit Enrollment Patterns .....	10
Figure 05: BA (Hons.) in Financial Economics Students' Course Unit Enrollment Patterns ...	11
Figure 06: Overall Students' Course Unit Enrollment Pattern by Medium of Instructions ....	13
Figure 07: Students' Course Unit Enrollment Patterns: 2020/2021 vs. 2021/2022 .....	15

## List of Abbreviations

Abbreviation	Description
A/L	Advanced Level
BA	Bachelor of Arts
BA (Hons.)	Bachelor of Arts Honours
FHSS	Faculty of Humanities and Social Sciences
GCE	General Certificate of Education
TSL	Teaching English as a Second Language
Tot	Total

## 01. Executive Summary

This report aims to analyze the enrollment patterns of course units by first-year students during the 1<sup>st</sup> semester of the academic year 2023 at the Faculty of Humanities and Social Sciences (FHSS). The data used for this analysis were retrieved from the examination department's database, covering the registration process that took place from February 21<sup>st</sup> to February 28<sup>th</sup>, 2023.

Based on the statistics of the registered general intake students, the most popularly enrolled course units among first-year students in the 1<sup>st</sup> semester were "Introduction to Psychology" (72.9%), "Introduction to Criminology" (49.1%), and "Human Geography" (43.4%).

The elective course preferences of direct intake students were analyzed across different categories. The statistics revealed that "Basic Mathematics" emerged as the top choice among both Financial Economics (ECF) and Information Technology (ITE) students, with selection rates of 97.8% and 100% respectively. Teaching English as a Second Language (TSL) students predominantly choose "Introduction to English Language and English Grammar" at a rate of 95.8%. In the Creative Music Technology and Production (CMT) category, "Principles of Communication" is the favored elective course, chosen by 55.0% of students.

In the 1<sup>st</sup> semester of the 1<sup>st</sup> year, the FHSS offered a total of 30 course units, including 5 exclusively in English, 1 exclusively in Sinhala, and 24 available in both English and Sinhala mediums. Based on the analysis of course unit enrollment, it was observed that among the course units offered in both English and Sinhala mediums, "Introduction to Information Technology" had the highest percentage of English medium students at 76.3%, out of a total of 74 students. Additionally, "Basic Mathematics" had the second highest percentage of English medium students at 61.5%, out of a total of 200 students.

When comparing the enrollments to the previous year, the highest increases were observed in "Introduction to Criminology" (15.0%), "Introduction to Psychology" (12.0%) "Introduction to Tourism" (11.3%). Conversely, the highest decreases were seen in "Introduction to Literature" (10.1), "Introduction to Sociology" (7.0%), and "Introduction to Archaeology" (5.2%).

This analysis of first-year undergraduate students' course unit enrollment patterns in 2023 provides valuable insights into popular subjects. Academic departments can leverage these findings to enhance curriculum design and resource allocation, aiming to improve the overall educational experience for students.

## 02. Introduction

Students at the FHSS are admitted through three different intakes: General intake, Direct Intake, and Additional intake. According to the different intakes, students are required to enroll in their respective course units. The essential guidelines are provided to the students in the prospectus and during the orientation programs.

In the 1<sup>st</sup> semester of the 1<sup>st</sup> year, the FHSS offered a total of 30 course units. Among them, 5 were taught exclusively in English, 1 in Sinhala, and 24 were available in both English and Sinhala languages. In the 1<sup>st</sup> semester of their 1<sup>st</sup> year, all undergraduates at the FHSS are required to enroll in generic course units, including English in Use I, Introduction to Information & Communication Technology, and Sri Lankan Society and Buddhist Culture. Additionally, students choose four course units that are aligned with their respective fields of study and intake. Certain conditions apply to the enrollment process for course units. First-year undergraduates must select four course units, with one of these units aligning with the subjects they have taken for the General Certificate of Education (Advanced Level) Examination. For the General intake, students are required to select four course units based on their preferences. However, it's important to note that specific fields of study at the FHSS may have prerequisites and specific conditions. For example, students who did not study English, Music, or Information Technology as subjects for their G.C.E. (A/L) examination but wish to pursue these fields of study must successfully pass a selection test administered by the respective departments. On the other hand, students who did study English, Music, or Information Technology as subjects for their G.C.E. (A/L) examination is exempted from the selection test requirement. The students registering under the Additional intake category are required to choose one course unit that aligns with the subject considered for their admission during the 1<sup>st</sup> semester of the 1<sup>st</sup> year. In contrast, students who are categorized under the Direct intake have the requirement to study the compulsory course unit offered by the department related to their direct intake, and they are permitted to choose only three additional course units. The Faculty of Humanities and Social Sciences offers four distinct direct intake degree programs for the academic year 2021/2022. Table 01 provides details of these Direct intake degree programs, including their respective mandatory course units for the 1<sup>st</sup> semester of the 1<sup>st</sup> year.

The objective of this report is to analyze the enrollment patterns of 1<sup>st</sup> year students in the 1<sup>st</sup> semester and determine the popularity of different course units for the academic year 2023. The data for this analysis were collected through the examination department of the Faculty of Humanities and Social Sciences, with the academic year starting on January 2<sup>nd</sup>, 2023. The subject registration process occurred from February 21<sup>st</sup> to 28<sup>th</sup>, 2023, and the data were retrieved on May 16<sup>th</sup>, 2023. As of June 20<sup>th</sup>, 2023, a total of 147 students have

registered for the academic year 2021/2022. Among them, 26 students belong to the general intake category, 111 students are in the Additional intake category, and 10 students are registered under the direct intake category. Detailed information can be found in Table 02. **It should be noted that these students have not been considered in the analysis presented in this report as they have not selected specific subjects yet. Consequently, all calculations and analyses in this report are based on a student count of 1,026.**

Table 01: Direct Intake Degree Programs by Mandatory Course Units and Medium of Instructions

Degree Program	Mandatory Course Units	Medium of Instruction
BA (Hons.) in Information Technology	Introduction to Information Technology	English
BA (Hons.) in Creative Music Technology & Production	Introduction to Audio Technology & Desktop Music Production	English / Sinhala
BA (Hons.) in Financial Economics	Principles of Microeconomics	English
BA (Hons.) in Teaching English as a Second Language	Introduction to TESL	English

Table 02: 2023 June Intake for the 2021/2022 Batch

Intake	Student Count	Intake	Student Count
<b>Additional Intake</b>		<b>Direct Intake</b>	
Buddhist Philosophy	22	BA (Hons.) in Information Technology	1
Business Statistics	4	BA (Hons.) in Creative Music Technology and Production	3
Dance	4	BA (Hons.) in Financial Economics	1
English	16	BA (Hons.) in Teaching English as a Second Language	5
Hindi	14	<b>Total</b>	<b>10</b>
Music	13		
Pali	22		
Sanskrit	16		
<b>Total</b>	<b>111</b>	<b>Grand Total</b>	<b>147</b>
<b>Normal Intake</b>	<b>26</b>		

Source: Dean Office of FHSS (Date retrieved: 30-06-2023)

### 03. Students' Course Unit Enrollment Patterns: 2021/2022

Table 03: Overall Students' Course Unit Enrollment Patterns by Department

Department	Code	Course Unit	Total	%
Anthropology	ANT 1113	Introduction to Cultural Anthropology	205	20.0
Criminology & Criminal Justice	CRM 1113	Introduction to Criminology	418	40.7
Economics	ECF/ECN 1113	Principles of Microeconomics	203	19.8
English & Linguistics	*ENG 1113	Introduction to English Language and English Grammar	29	2.8
	*TSL 1113	Introduction to TESL	26	2.5
Geography	GEO 1113	Human Geography	417	40.6
History & Archaeology	ARC 1113	Introduction to Archaeology	80	7.8
	HIS 1113	Political History of Anuradhapura Period	93	9.1
Information & Communication Technology	*ICT 1113	Introduction to Programming	62	6.0
Languages, Cultural Studies, & Performing Arts	CHN 1113	Introduction to Chinese Language and Culture	26	2.5
	DAN 1113	Introduction to Dance	26	2.5
	DRT 1113	Introduction to Drama	12	1.2
	*FRN 1113	Study of French Grammar	13	1.3
	HIN 1113	Introduction to Hindi Language	13	1.3
	JPN 1113	Introduction to Japanese Language and Culture	91	8.9
	SAN 1113	Introduction to Sanskrit Language	12	1.2
Music & Creative Technology	CMT 1113	Introduction to Audio Technology & Desktop Music Production	40	3.9
	MUS 1113	The Different Traditions and Aspect of Music	30	2.9
Pali & Buddhist Studies	BCI 1113	Buddhist Civilization in India	114	11.1
	*BHT 1113	Introduction to Tourism	139	13.5
	BPH 1113	Introduction to Study of Buddhist Philosophy	27	2.6
	PLI 1113	Introduction to Pali Language	14	1.4
Philosophy & Psychology	PHI 1113	Philosophical Arguments	91	8.9
	PSY 1113	Introduction to Psychology	683	66.6
Political Science	POL 1113	Introduction to Political Science	206	20.1
Sinhala & Mass Communication	MAC 1113	Principles of Communication	300	29.2
	**SIN 1113	Introduction to Literature	124	12.1
Social Statistics	ITE/ MIT 1113	Introduction to Information Technology	97	9.5
	SST 1113	Basic Mathematics	200	19.5
Sociology	SOC 1113	Introduction to Sociology	257	25.0

Source: Dean Office of FHSS (Date retrieved: 16-05-2023)

Table 03 provides insights into the enrollment patterns of students across various course units. Among the first-year students, "Introduction to Psychology" emerges as the most favored course unit, with an impressive enrollment rate of 66.6%. Following closely behind, "Introduction to Criminology" captures the interest of 40.7% of the students, while "Human Geography" attracts 40.6% of the first-year undergraduates. Another popular choice among first-year students is the "Principles of Communication" course, with 29.2% of students opting for it. Additionally, "Introduction to Sociology" garners enrollment from 25% of the total student population.

On the other hand, certain course units experience relatively low popularity among first-year students. "Introduction to Sanskrit Language", "Study of French Grammar", "Introduction to Pali Language", "Introduction to Hindi Language", and "Introduction to Drama" are the least popular course units among the first-year students, each having less than 2% of students enrolled.

---

<sup>1</sup> The course units of Principles of Microeconomics and Introduction to Information Technology each cover two fields of study.

<sup>1</sup> \*Courses offered only in English medium.

<sup>1</sup> \*\*Courses offered only in Sinhala medium.

Table 04: Students' Course Unit Enrollment Patterns by Department and Intake

Department	Course Unit	Intake			Tot	%
		General	Direct	Additional <sup>1</sup>		
Anthropology	Introduction to Cultural Anthropology	203	2	0	205	20.0
Criminology & Criminal Justice	Introduction to Criminology	417	1	0	418	40.7
Economics	Principles of Microeconomics	142	61	0	203	19.8
English & Linguistics	Introduction to English Language and English Grammar	4	24	1	29	2.8
	Introduction to TESL	2	24	0	26	2.5
Geography	Human Geography	369	48	0	417	40.6
History & Archaeology	Introduction to Archaeology	80	0	0	80	7.8
	Political History of Anuradhapura Period	89	2	2	93	9.1
Information & Communication Technology	Introduction to Programming	47	15	0	62	6.0
Languages, Cultural Studies, & Performing Arts	Introduction to Chinese Language and Culture	19	6	1	26	2.5
	Introduction to Dance	26	0	0	26	2.5
	Introduction to Drama	12	0	0	12	1.2
	Study of French Grammar	4	9	0	13	1.3
	Introduction to Hindi Language	9	4	0	13	1.3
	Introduction to Japanese Language and Culture	64	24	3	91	8.9
Music & Creative Technology	Introduction to Sanskrit Language	10	0	2	12	1.2
	Introduction to Audio Technology & Desktop Music Production	0	40	0	40	3.9
Pali & Buddhist Studies	The Different Traditions and Aspect of Music	17	13	0	30	2.9
	Buddhist Civilization in India	110	1	3	114	11.1
	Introduction to Tourism	69	67	3	139	13.5
	Introduction to Study of Buddhist Philosophy	25	0	2	27	2.6
Philosophy & Psychology	Introduction to Pali Language	11	0	3	14	1.4
	Philosophical Arguments	75	14	2	91	8.9
Political Science	Introduction to Psychology	620	57	6	683	66.6
	Introduction to Political Science	198	8	0	206	20.1
Sinhala & Mass Communication	Principles of Communication	277	23	0	300	29.2
	Introduction to Literature	117	7	0	124	12.1
Social Statistics	Introduction to Information Technology	30	67	0	97	9.5
	Basic Mathematics	103	97	0	200	19.5
Sociology	Introduction to Sociology	251	6	0	257	25.0

Source: Dean Office of FHSS (Date retrieved: 16-05-2023)

<sup>1</sup> This Additional intake is representative of the 2020/2021 batch's missed additional students.

## 04. General Intake Students' Course Unit Enrollment Patterns: 2021/2022

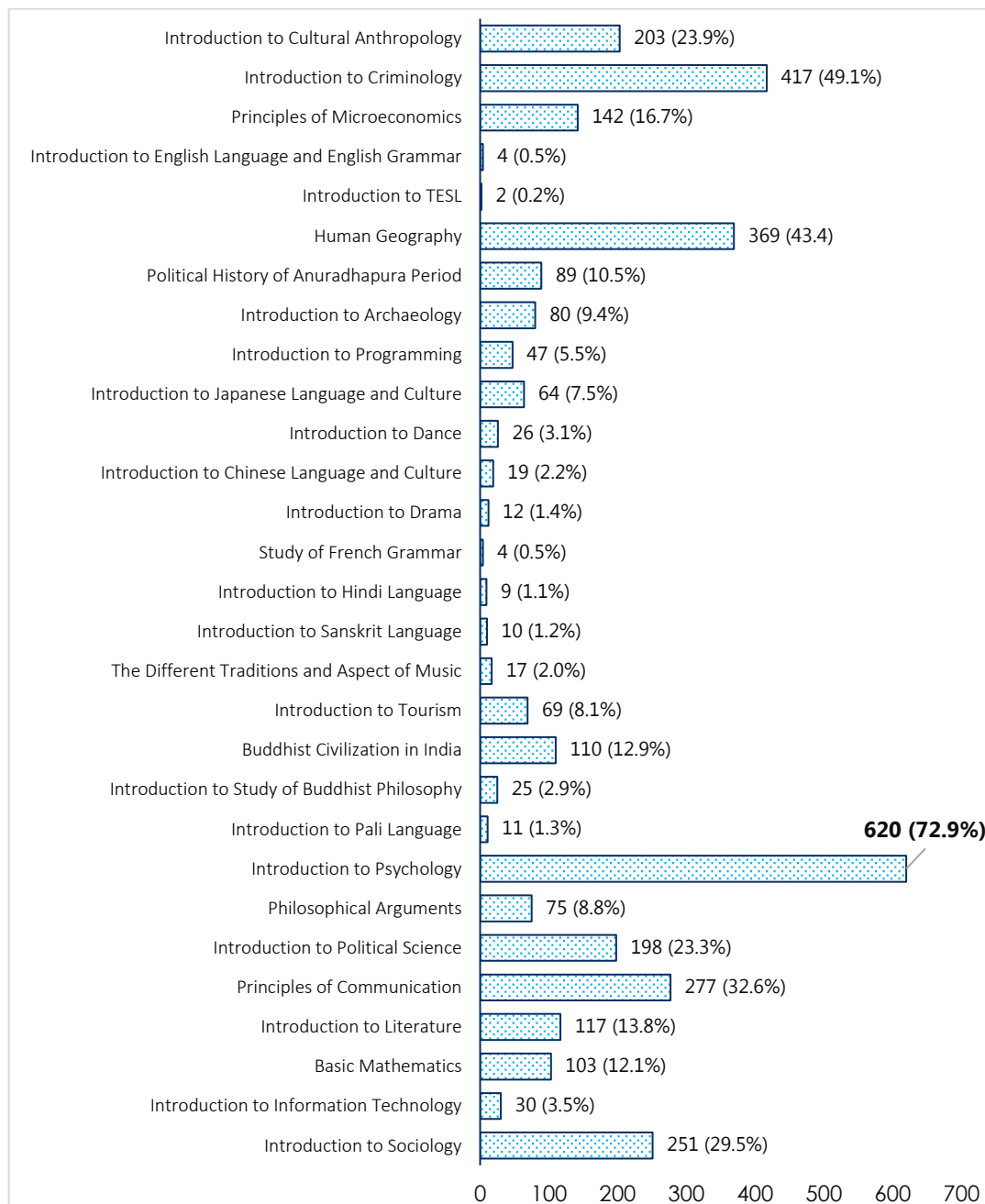


Figure 01: General Intake Students' Course Unit Enrollment Patterns

Source: Dean Office of FHSS (Date retrieved: 16-05-2023)



Figure 01 presents a detailed overview of the enrollment patterns among the general intake students across various course units. This data allows an examination of the distribution of students across different subjects and an evaluation of their relative popularity.

As depicted in Figure 01, the course unit "Introduction to Psychology" exhibits the highest enrollment, with a total of 620 students, representing 72.9% of the general intake. This significant enrollment suggests a strong interest in the field of psychology among the student population. Additionally, "Introduction to Criminology" demonstrates a substantial enrollment of 417 students, accounting for 49.1% of the students, while "Human Geography" also exhibits a notable enrollment of 369 students, comprising 43.4% of the students. Furthermore, "Principles of Communication" and "Introduction to Sociology" attract enrollments of 32.6% and 29.5% of students, respectively, indicating their popularity among the student cohort.

Conversely, certain course units such as "Introduction to TESL", "Introduction to English Language and English Grammar", and "Study of French Grammar" observe significantly lower enrollment percentages, all below 1%. This suggests a relatively lower demand for these subjects among the general intake students.

## 05. Direct Intake Students' Course Unit Enrollment Patterns: 2021/2022

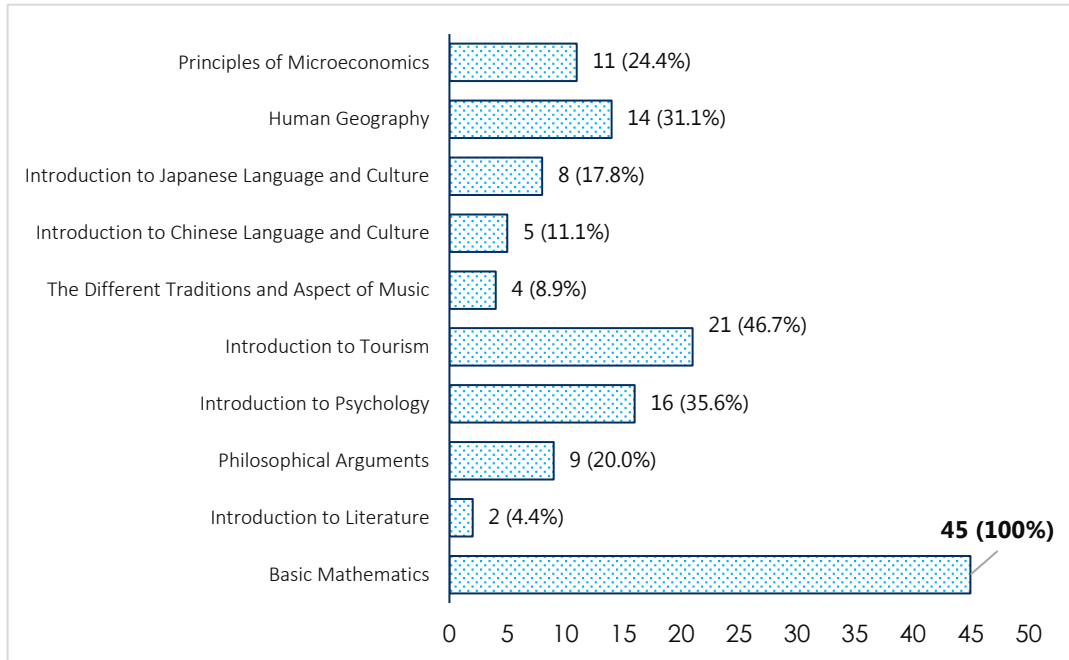


Figure 02: BA (Hons.) in Information Technology Students' Course Unit Enrollment Patterns




Figure 03: BA (Hons.) in Teaching English as a Second Language Students' Course Unit Enrollment Patterns

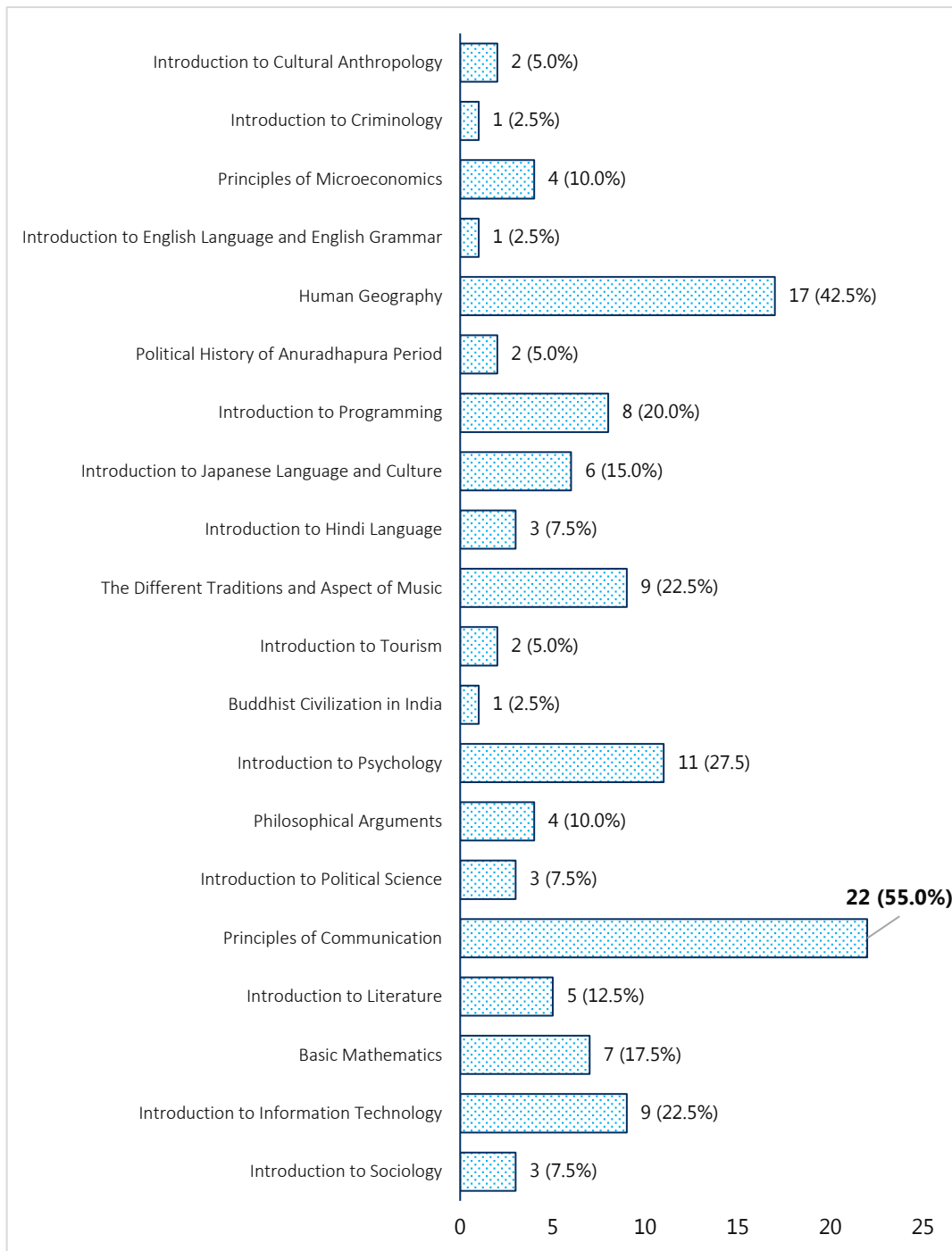


Figure 04: BA (Hons.) in Creative Music Technology Students' Course Unit Enrollment Patterns

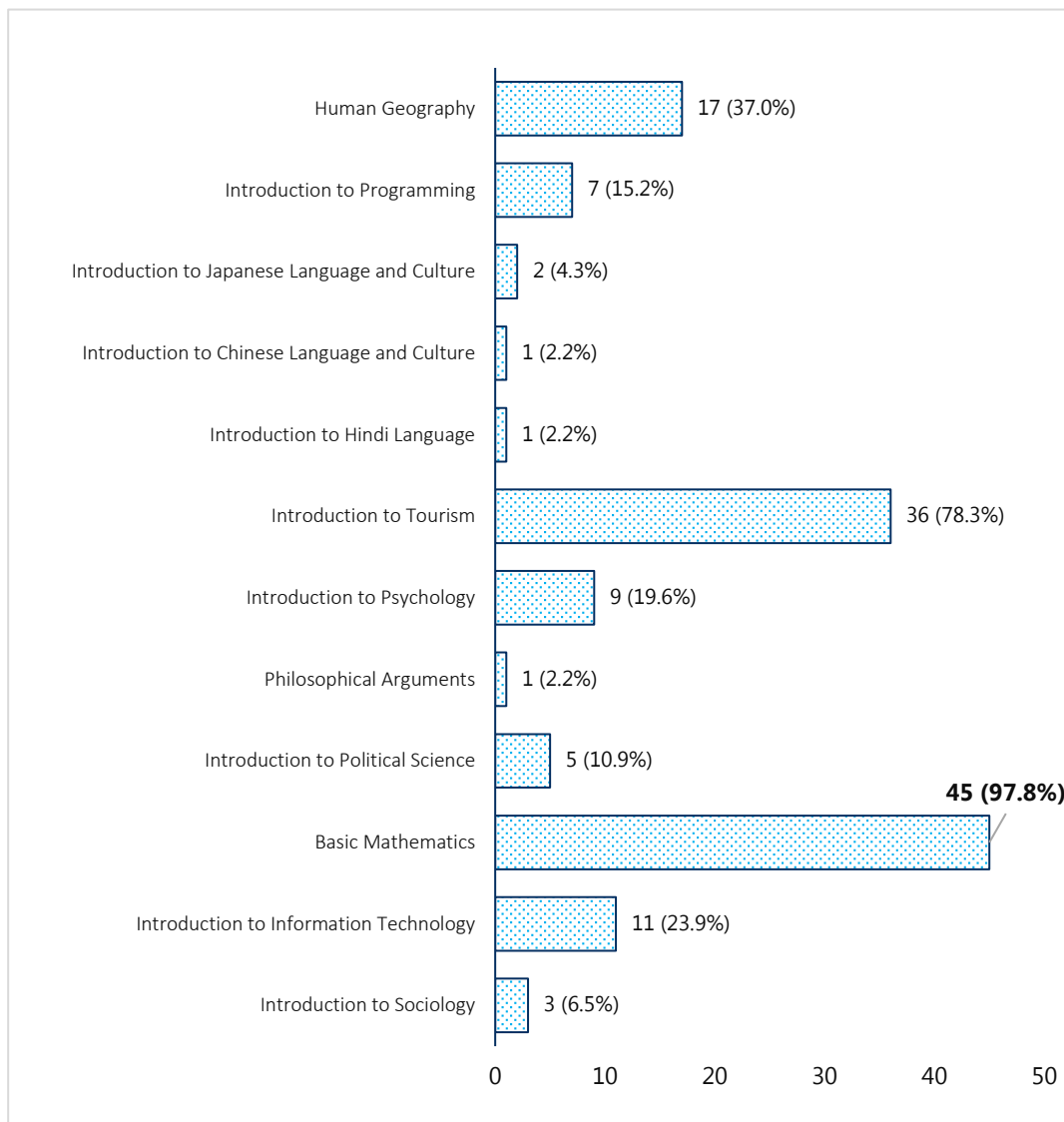


Figure 05: BA (Hons.) in Financial Economics Students' Course Unit Enrollment Patterns

Figures 02, 03, 04, and 05 depict the enrollment patterns of direct intake students in various course units. Among the Information Technology (ITE) students, "Basic Mathematics" was the most popular elective course with 45 students, accounting for 100% of the total enrollment. Additionally, "Introduction to Tourism" also garnered a significant interest, with 21 students representing 46.7%. In the Financial Economics (ECF) category, "Basic Mathematics" emerged as the most popular elective course, attracting 45 students and

constituting 97.8% of the enrollment. Similarly, "Introduction to Tourism" garnered considerable attention with 36 students, representing 78.3%.

Among Teaching English as a Second Language (TSL) students, "Introduction to English Language and English Grammar" was the preferred elective course, with 23 students, amounting to 95.8% of the total enrollment. Furthermore, "Introduction to Psychology" attracted 21 students, comprising 87.5% of the enrollment.

In the Creative Music Technology & Production (CMT) category, "Principles of Communication" was the most popular elective course, with 22 students, accounting for 55.0% of the enrollment. Additionally, "Human Geography" garnered a significant interest with 17 students, representing 42.5%.

It is worth noting that the course units "Introduction to Information Technology", "Introduction to Psychology", "Introduction to Tourism", and "Introduction to Japanese Language and Culture" were popular choices across all direct intake categories. Additionally, "Introduction to Information Technology" was a mandatory course unit specifically for Information Technology students. Furthermore, "Basic Mathematics" was a highly popular subject among both Information Technology and Financial Economics students, with 90 students (98.9%) enrolled in this course unit.

## 06. Overall Students' Course Unit Enrollment Pattern by Medium of Instructions

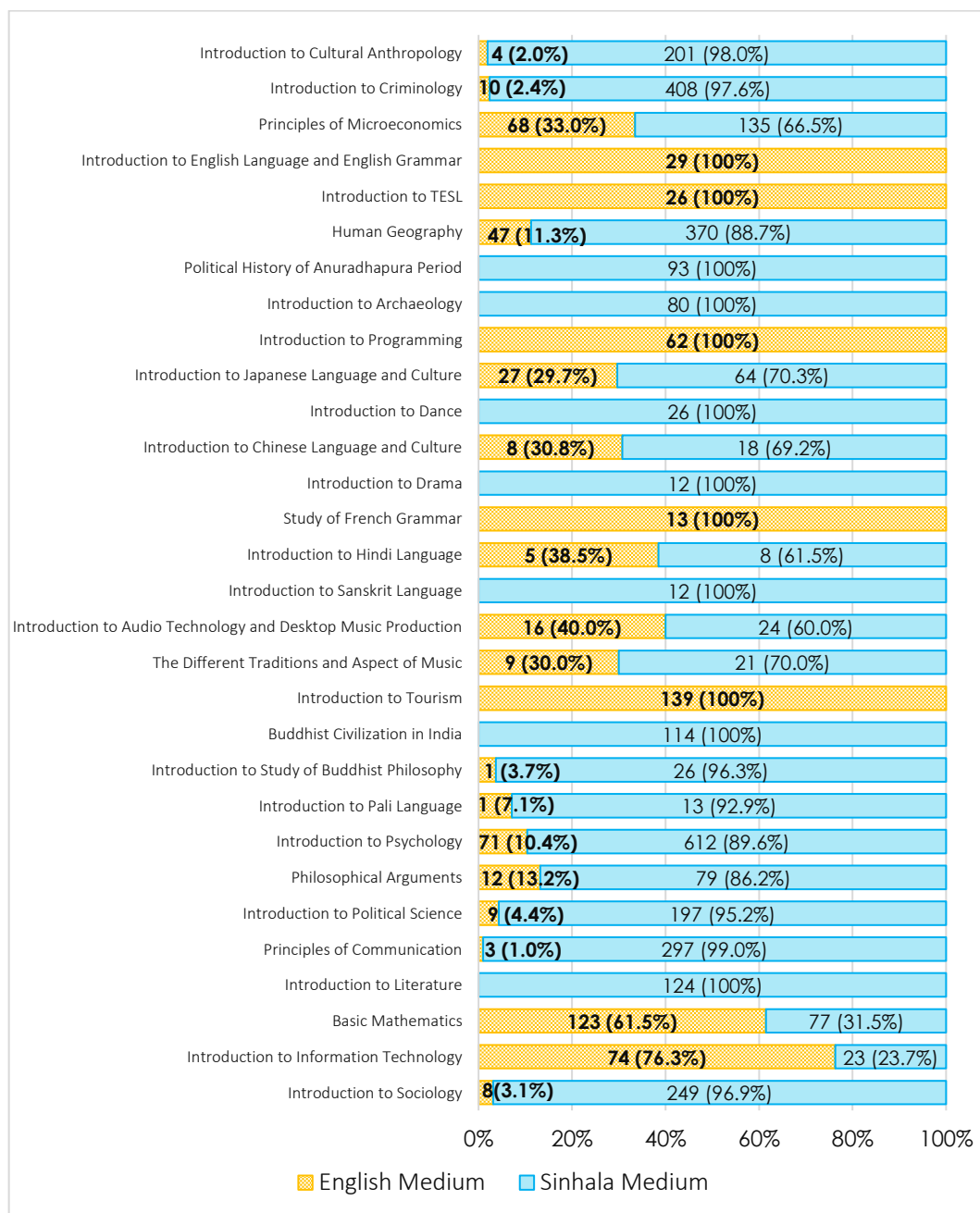


Figure 06: Overall Students' Course Unit Enrollment Pattern by Medium of Instructions

Source: Dean Office of FHSS (Date retrieved: 16-05-2023)

Figure 06 displays the enrollment patterns of students in various course units, categorized by the medium of instruction. The courses offered include elective options, and they are taught in either English, Sinhala or both languages. This data provides insights into the language preferences of students.

Among the course units taught in both Sinhala and English mediums, "Introduction to Information Technology" stands out with the highest percentage of students studying it in English medium, accounting for 76.3%. This is followed by "Basic Mathematics" with 61.5%, "Introduction to Audio Technology & Desktop Music Production" with 40.0%, and "Introduction to Hindi Language" with 38.5%. Conversely, "Principles of Communication", "Introduction to Cultural Anthropology", and "Introduction to Criminology" have the lowest percentage of students studying them in English medium, all below 3%.

Furthermore, the report highlights that course units such as "Buddhist Civilization in India", "Political History of Anuradhapura Period", "Introduction to Archaeology", "Introduction to Dance", "Introduction to Drama", and "Introduction to Sanskrit Language" are offered in both English and Sinhala mediums. However, it is worth noting that no students have registered for these course units in the English medium.

## 07. Comparison of Students' Course Unit Enrollment Patterns: 2020/2021 and 2021/2022

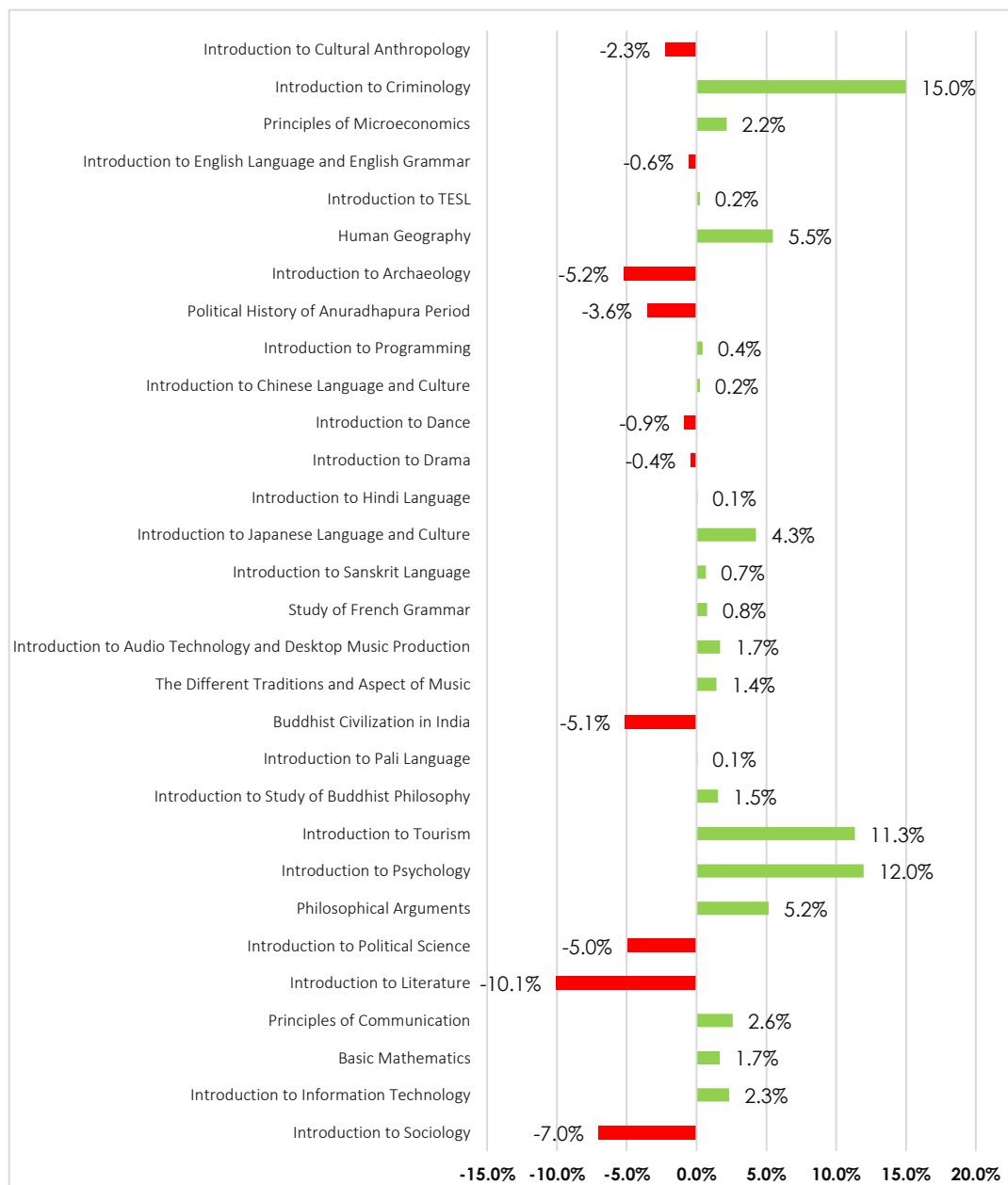


Figure 07: Students' Course Unit Enrollment Patterns: 2020/2021 vs. 2021/2022

Source: Dean Office of FHSS (Date retrieved: 16-05-2023)



Figure 07 presents the course unit enrollment pattern for the academic years 2020/2021 and 2021/2022. The color red represents a negative percentage difference in enrollment, while the color green represents a positive percentage difference.

Upon analyzing Figure 07, several significant findings emerge. Firstly, 20 course units have witnessed an increase in enrollment percentage, indicating a growing interest among students. Conversely, 10 other course units have experienced a decrease in student enrollment.

Among the elective course units, "Introduction to Criminology" stands out with the highest positive enrollment percentage difference, displaying a remarkable increase of 15.0% compared to the previous academic year. This is followed by "Introduction to Psychology" with 12.0%, "Introduction to Tourism" with 11.3% and. Several other course units, including "Philosophical Arguments", "Human Geography" and "Introduction to Japanese Language and Culture," have also shown positive enrollment trends exceeding 3%.

On the other hand, certain course units have experienced a decline in enrollment percentage during the academic year 2021/2022. "Introduction to Literature", offered by the Department of Sinhala & Mass Communication, records the highest negative enrollment percentage difference, indicating a decrease of 10.1% compared to the previous academic year. This is followed by "Introduction to Sociology" with 7.0%, "Introduction to Archaeology" with 5.2%, "Buddhist Civilization in India" with 5.1%, and "Introduction to Political Science" with 5.0%. Similarly, course units like "Political History of Anuradhapura Period" and "Introduction to Cultural Anthropology" have displayed negative enrollment trends exceeding 2%.



Publication:

Data Analysis & Statistics Unit  
Faculty of Humanities & Social Sciences  
University of Sri Jayewardenepura



REPORT ON COURSE UNIT  
ENROLLMENT PATTERNS  
FIRST YEAR FIRST SEMESTER  
2023

© Data Analysis & Statistics Unit (DASU)

First Printing: September 2023

E-ISSN 3021-6168